

THE
GOSPEL
PROJECT[™]
FOR PRESCHOOL

A Nation Divided

Preschool Leader Guide

VOLUME 5



THE GOSPEL

GOD'S PLAN for US

While preschoolers might not be ready to respond to the gospel, use this guide to help young minds begin to grasp big truths about Jesus and the kingdom of God.



GOD IS KING. Ask: "Who is in charge at home? Who is in charge over the whole world?" Explain that God made everything! He is King over everything, and He is in charge.



WE SINNED. Ask: "Have you ever done something wrong?" Tell preschoolers that everyone sins, or disobeys God. Our sin makes God sad.



GOD SENT JESUS. Explain that God is holy and must punish sin. God sent His Son, Jesus, to take the punishment we deserve. Read John 3:16.



JESUS LOVES. Ask: "Do you like presents?" Explain that Jesus gives us the best present. He never did anything wrong, but He was punished in our place. Jesus wants to take away our sin because He loves us.

Pray that God will save your preschoolers. As you faithfully teach the Bible, you are planting gospel seeds in children's hearts. Ask God to grow the preschoolers into children who love and trust in Jesus.

THE GOSPEL PROJECT[®] FOR PRESCHOOL

Table of Contents

UNIT 13: ELIJAH AND ELISHA

—	1: Elijah and the Widow	6
—	2: Elijah at Mount Carmel	18
—	3: Elijah and Elisha.....	30
—	4: Elisha and the Army.....	42

UNIT 14: THE NORTHERN KINGDOM OF ISRAEL

—	1: Jonah, Prophet to Nineveh.....	56
—	2: Hosea, Prophet to Israel	68
—	3: Israel Taken Captive	80

UNIT 15: THE SOUTHERN KINGDOM OF JUDAH

—	1: Isaiah, Prophet to Judah	94
—	2: Hezekiah and Josiah	106
—	3: Jeremiah, Prophet to Judah	118
—	4: Habakkuk the Prophet.....	130
—	5: Judah Taken Captive	142
—	6: Ezekiel Gave Hope.....	154



Write the dates for each session here!

*The Gospel Project for Preschool
Preschool Leader Guide*

Volume 5 A Nation Divided

© 2019 LifeWay Press[®]

Ed Stetzer
Founding Editor

Trevin Wax
General Editor

Brian Dembowczyk
Managing Editor

Landry Holmes
Manager, Kids Ministry Publishing

Jana Magruder
Director, Kids Ministry

Send questions/comments by email to
brian.dembowczyk@lifeway.com, or mail to

Managing Editor
The Gospel Project for Preschool
One LifeWay Plaza
Nashville, TN 37234-0172

Or make comments on the Web at
www.lifeway.com

ISBN: 978-1-5359-4770-1
Item 005812816

Printed in the United States of America
No part of this work may be reproduced or transmitted in any form or by any means, electronic or mechanical, including photocopying and recording, or by any information storage or retrieval system, except as may be expressly permitted in writing by the publisher. Requests for permission should be addressed in writing to LifeWay Press[®], One LifeWay Plaza, Nashville, TN 37234-0172.

We believe that the Bible has God for its author; salvation for its end; and truth, without any mixture of error, for its matter and that all Scripture is totally true and trustworthy. To review LifeWay's doctrinal guideline, please visit www.lifeway.com/doctrinalguideline. Unless otherwise indicated, all Scripture quotations are taken from the Christian Standard Bible[®], Copyright 2017 by Holman Bible Publishers. Used by permission.



Bible Study at a Glance

Leader Bible Study

Familiarize yourself with the content and context of the Bible story and how it relates to God's plan of redemption

Preparation

Pray for your preschoolers and contact families during the week. Gather and prepare session materials.

- Pray for your preschoolers
- Send a parent email
- Print/download printables
- Assemble supplies
- Prepare videos

Introduce the Story

Engage preschoolers and introduce the day's Bible story.

- Opening Activities
- Activity Page

Teach the Story

Communicate the day's Bible story and discover God's big story.

- Big Picture Question
- Giant Timeline
- Bible Story
- Missions Moment
- Key Passage
- Sing

Say what?

Use the suggested "Say" dialogue to easily move between segments.

Apply the Story

Reinforce the Bible Story by engaging in fun activities for multiple learning styles.

- Activities
- Snack & Transition

Suggested times

The times provided allow you to complete the session plan in an hour. Lengthen or shorten the session as needed.



Missions moment

Introduce preschoolers to missions and encourage them to take the gospel to the nations with designated missions awareness activities.

Make it fit

Customize the session plan to fit the needs of your church or classroom.



1 room

- 1) Use “Introduce the Story” to welcome preschoolers to Bible study. Preschoolers may complete an activity together and/or work the activity page.
- 2) Transition to an area within your classroom that can be designated as the “Teach the Story” area. Watch the Bible story video or tell the Bible story. Incorporate any large group elements that fit your space and your time constraints.
- 3) Regroup to the “Experience the Story” area by using a countdown video. Set up activities in one of these ways: as a group, all at the same time; in small groups that rotate through each activity; set up as centers, allowing preschoolers to browse and choose.



1 or more rooms

- 1) Use “Introduce the Story” to welcome preschoolers to Bible study. Preschoolers may complete an activity together and/or work the activity page.
- 2) Use the countdown video or other transition signal as you move your small group to join the other small groups in the “Teach the Story” area. Watch the Bible story video or tell the Bible story. Incorporate any large group elements that fit your space and your time constraints.
- 3) Regroup to the “Experience the Story” rooms where you will reinforce what preschoolers learned from the “Teach the Story” leader. Set up activities in one of these ways: as a group, all at the same time; in small groups that rotate through each activity; set up as centers, allowing preschoolers to browse and choose.

Unit 13: Elijah and Elisha

Unit Description:

Israel and Judah, ruled mostly by evil kings, continued to disobey God. God sent prophets like Elijah and Elisha to challenge Israel's kings about their idolatry and injustice. The prophets also revealed God's power, love, and faithfulness to His people. God reminded His people of His plan to send a Rescuer, Jesus, to take away their sin.

Key Passage:

Isaiah 42:8

Big Picture Question:

How many gods are there? There is one true God.

Session 1:

Elijah and the Widow

1 Kings 17

Story Point: God took care of the widow and her son.

Session 4:

Elisha and the Army

2 Kings 6

Story Point: God protected His people.

Session 2:

Elijah at Mount Carmel

1 Kings 18–19

Story Point: God showed that He is the one true God.

Session 3:

Elijah and Elisha

2 Kings 2

Story Point: God chose Elisha to be His prophet after Elijah.



Elijah and the Widow

God took care of the widow and her son.

Elijah at Mount Carmel

God showed that He is the one true God.



Elijah and Elisha

God chose Elisha to be His prophet after Elijah.

Elisha and the Army

God protected His people.





Use Week of:

Unit 13 • Session 1

Elijah and the Widow

BIBLE PASSAGE:

1 Kings 17

STORY POINT: God took care of the widow and her son.

KEY PASSAGE:

Isaiah 42:8

BIG PICTURE QUESTION:

How many gods are there? There is one true God.

INTRODUCE THE STORY
(15–20 MINUTES)
PAGE 10



TEACH THE STORY
(10–15 MINUTES)
PAGE 12



EXPERIENCE THE STORY
(20–25 MINUTES)
PAGE 14



Additional resources are available at gospelproject.com. For free training and session-by-session help, visit MinistryGrid.com/gospelproject.

LEADER Bible Study

After King Solomon died, the tribes of Israel split into two kingdoms—the Northern Kingdom of Israel and the Southern Kingdom of Judah. Jeroboam was the king of Israel, and Solomon’s son Rehoboam was the king of Judah. These two kingdoms were frequently at war with each other, and they rotated through mostly evil kings for decades. Ahab was the king of Israel when the prophet Elijah came to him.

The name *Elijah* means “My God is Yahweh.” We don’t know anything about Elijah’s background or family, but God chose Elijah (and later the prophet Elisha) to warn the Israelites of their future destruction. For years, God sent prophets to warn His people about the consequences their sin would bring. He wanted them to turn back to Him, but they would not.

Three significant events occur in 1 Kings 17. First, Elijah announced a drought in the land of Israel. Evil King Ahab and his wife Jezebel encouraged Baal worship, so the drought was punishment for Israel’s idolatry—according to the law of God. (Deut. 11:16-17) God provided for Elijah during the drought.

Second, Elijah visited a widow. God promised that the widow would provide for him. Lack of rain caused a famine in the land. God provided food for the widow and her son. Elijah stayed with the widow for two years.

Third, Elijah raised the widow’s son from the dead. Elijah asked God to bring the boy back to life, and God did. The woman believed that Elijah was a man of God and that his words from God were true.

Help preschoolers connect this story to Jesus. God miraculously provided through Elijah to give food to the widow and life to the widow’s son. Many years later, God miraculously provided through His own Son, Jesus. Jesus is greater than Elijah. In Jesus, God provides salvation and life to everyone who trusts in Him.

The BIBLE Story

Elijah and the Widow

1 Kings 17


Elijah was a prophet. He gave God's messages to His people. One day, he went to Ahab, the evil king of Israel, and said, "There will be no dew or rain for the next few years until I say so."

Then God told Elijah to go to a place near a stream. God said ravens would bring food for Elijah to eat. So Elijah obeyed God. The ravens brought him bread and meat, and Elijah drank water from the stream.

When the stream dried up and there was no water, **God told Elijah to go to a small village. God said a woman in the town would help Elijah. The woman was a widow; her husband had died. So Elijah obeyed God. At the gate, Elijah saw the woman gathering wood. He said, "Please bring me some water so I can drink. Please bring me some bread too."**

The woman was sad. She and her son did not have enough food to eat. She told Elijah, "I don't have bread. I only have a little bit of flour and oil." She and her son were very hungry.

"Do not be afraid," Elijah said. "Bring me a small loaf of bread. Then make bread for yourself and your son. God says you will not run out of flour or oil until rain comes again."



So the woman made bread. She, Elijah, and everyone in her household had enough to eat, and she did not run out of flour or oil just like the Lord had said.

One day, the woman's son got sick and he stopped breathing. The woman was very upset. **Elijah** laid the boy on the bed. He **cried out to God**, stretched himself out over the boy **three times**, and cried out to God again: **“God, please let this boy live again!”**

God listened to Elijah, and **the boy came back to life!** Elijah led the boy to **his mother**. She **said to Elijah**, **“Now I know you are a man of God, and the words you say from God are true.”**

Christ Connection: God sent Elijah to the widow to give her food and to bring life to her son. Many years later, God sent His own Son, Jesus, into the world. Jesus is greater than Elijah. He came to free us from sin and give us life forever.

Bible Storytelling Tips

- **Pick up props:** Set out meat, crackers, water, sticks, a loaf of bread, flour, and oil on a table. As you read the Bible story script, pick up the items as they are mentioned.
- **Use gestures:** Use dramatic gestures throughout the Bible story to represent the action words or phrases in the script such as *drank, went, gather, were hungry, made bread, stopped breathing.*

INTRODUCE the Story



SESSION TITLE: Elijah and the Widow

BIBLE PASSAGE: 1 Kings 17

STORY POINT: God took care of the widow and her son.

KEY PASSAGE: Isaiah 42:8

BIG PICTURE QUESTION: How many gods are there? There is one true God.

Welcome time

- "God Is in Control" song
- offering basket
- Allergy Alert
- favorite toys related to the Bible story theme

Play a theme song in the background as you greet preschoolers and follow your church's security procedures. Set an offering basket near the door to collect at an appropriate time. Post an allergy alert, if necessary. Set out a few favorite theme-related toys, such as puzzles and blocks.

Activity page

- "More than Enough" activity page, 1 per child
- crayons or markers

Guide preschoolers to draw a square around every loaf of bread in the picture and then circle every jar.

SAY • Good job finding the bread and the jars of oil. In today's Bible story there was a woman who was a widow. A woman is a widow if her husband has died. The widow and her son did not have enough food to eat. Listen to hear how **God took care of the widow and her son.**

LOW PREP

Feel your breath

Demonstrate to preschoolers how to lightly place one or two hands on your own stomach while taking deep breaths in and out. Guide preschoolers to take a few deep breaths with you. You may also explore other breathing patterns with the preschoolers, such as short breaths in and out or holding your breath in for a brief time.

SAY • Did you feel how your chest and stomach moved out and in when you took deep breaths? God made our bodies to breathe in and out in order to get oxygen. Oxygen is something God put in our air. We need it to live. In today's Bible story, a woman was upset because her son stopped breathing. A prophet named Elijah helped him. We will hear all about it in our Bible story.

Make a meal

Invite preschoolers to use plastic food, plates, and utensils to create a meal for the class. They may also use cookware and kitchen play furniture if available. If time allows, provide a long sheet of paper on the floor to serve as a tabletop.

Invite preschoolers to decorate the "table" by drawing with crayons.

SAY • This looks like a delicious meal you have made! I wish it were real so I could eat it. In today's Bible story, the prophet Elijah asked for a meal from a woman and her son. She didn't have all of these foods to offer—she only had just a little bread to share. Listen to the Bible story to hear how God took care of this woman and her son.

- plastic food
- plastic dishes and utensils
- toy cookware (optional)
- play kitchen (optional)
- large sheet of paper (optional)
- crayons (optional)

Transition to teach the story

To gain the attention of all the preschoolers to move them to Bible study, show the countdown video, flip off the lights, or clap a simple rhythm for the children to copy. Suggest preschoolers fly like birds to the Bible study area.

- countdown video (optional)

TEACH the Story



SESSION TITLE: Elijah and the Widow

BIBLE PASSAGE: 1 Kings 17

STORY POINT: God took care of the widow and her son.

KEY PASSAGE: Isaiah 42:8

BIG PICTURE QUESTION: How many gods are there? There is one true God.

Introduce the Bible story

- Bible
- bookmark
- Giant Timeline

Place a bookmark at 1 Kings 17 in your Bible. Invite a preschooler to open it. Reverently display the open Bible.

SAY • This book is the Bible. We call it *God's Word* because the words in this book are words from God! Today's Bible story is from a book called 1 Kings, which is in the Old Testament.

Point to the Bible story picture on the giant timeline. Remind children that all the stories in the Bible fit together to tell an even bigger story. The Bible tells us the big story of how God rescues sinners through His Son, Jesus.

Watch or tell the Bible story

- Story Point Poster
- "Elijah and the Widow" video (optional)
- Bible Story Picture Poster

Show the video or tell the Bible story using the provided storytelling tips. Use the bolded version of the Bible story for young preschoolers.

SAY • Wow! God showed His great power through His prophet Elijah! God made the small amount of food that the woman had last for many days! Then, God used the prophet to make her sick son well again! **God took care of the widow and her son.** God takes care of us, too! He took care of our greatest need when Jesus died on the cross in our place for our sin.

Practice the key passage

Place the key passage marker at Isaiah 42:8. Invite a child to open your Bible to the key passage. Read the key passage aloud. Create motions for preschoolers to use as they say the key passage. Use the key passage song video for inspiration.

SAY • God's *glory* is His greatness. When people see how great God is, they see His glory. The widow saw how great God is when He healed her son. She saw God's glory! God will not share His glory with anyone else because no one is like Him or greater than Him.

Sing the key passage song, "Isaiah 42:8," and the theme song, "God Is in Control."

- Bible
- Key Passage Marker
- Key Passage Poster
- "Isaiah 42:8" song
- "God Is in Control" song

Learn the big picture question

SAY • Our big picture question is, *How many gods are there?* Does anyone know the answer? [*Allow responses.*] The correct answer is, *There is one true God.* The one true God helped the widow and her son, and He helps us today, too!

- Big Picture Question Poster



Missions moment

Display a few cans of soft drinks, include one that shares a name with Dr. Larry Pepper.

SAY • Can you guess which of these soft drinks has the same name as a doctor in Africa? [*Allow responses.*] Dr. Pepper is the name of a real doctor in Africa. Dr. Larry Pepper moved to Africa to help the people there and teach them about Jesus.

Show the photo of Dr. Larry Pepper. Pray together for Christian workers in Africa like Dr. Pepper.

- soft drink cans
- "Dr. Larry Pepper Photo" printable

Pray and transition to experience the story

EXPERIENCE The Story



SESSION TITLE: Elijah and the Widow

BIBLE PASSAGE: 1 Kings 17

STORY POINT: God took care of the widow and her son.

KEY PASSAGE: Isaiah 42:8

BIG PICTURE QUESTION: How many gods are there? There is one true God.

LOW PREP

- walking rope (optional)
- colored pencils, plastic straws, or craft sticks (optional)

Tip: Follow your church's security procedures regarding leaving the classroom.

Gather sticks

Lead children outside to an area with trees. Use a walking rope if available. Encourage children to gather short sticks. If gathering sticks outside is not an option, spread stick-like items such as colored pencils, plastic straws, or craft sticks around the room for preschoolers to gather.

SAY • When Elijah first met the widow, she was gathering sticks. She was going to build a fire and use the last little bit of flour and oil she had to bake some bread for her and her son. **God took care of the widow and her son.** God sent Elijah to give them food and to bring life to her son. Many years later, God sent His own Son, Jesus, into the world. Jesus is greater than Elijah. He came to free us from sin and give us life forever.

Make it rain

Fill a plastic tub with a few inches of water. Provide eyedroppers for preschoolers to use. Show them how to suction water into the eyedropper and then squeeze the dropper again to release the water back into the tub. Suggest that the water falls back into the tub like rain.

SAY • Was it fun to make the water squirt out into the tub? It was like you were making it rain! In today's Bible

story, God kept the rain from coming. Only the one true God can stop the rain. ***How many gods are there? There is one true God.***

Experiment with pinwheels

Provide several pinwheels. Invite preschoolers to take turns blowing on the pinwheels to make them move. Consider offering straws for older preschoolers to use to blow on the pinwheels. Observe the difference between blowing on the pinwheels with and without a straw.

- pinwheels
- straws (optional)

SAY • You used your breath to move the pinwheels! In today's Bible story, a woman's son stopped breathing, which meant he was very sick. **God took care of the widow and her son** by using Elijah to heal the son. God brought the son from death to life! Many years later, God sent His own Son, Jesus, into the world. Jesus died on the cross and rose again to free us from sin. If we trust in Jesus to forgive our sin, then God will give us life that lasts forever with Him!

Paint bread

Post an allergy alert. Pour $\frac{1}{4}$ cup of milk in each bowl. Add five drops of food color to each bowl and stir with a plastic spoon. Give each preschooler a slice of bread on a foam plate. Invite children to dip a new, clean paintbrush in the milk paint and paint their slice of bread. When preschoolers finish painting, help them toast their bread in a toaster. Consider offering butter for preschoolers to butter their painted toast.

- Allergy Alert
- foam bowls
- milk
- food color
- plastic spoon
- clean, new paintbrushes
- foam plates
- loaf of bread
- toaster oven or toaster
- butter (optional)
- plastic knife (adult use) (optional)

SAY • ***How many gods are there? There is one true God.*** God took care of Elijah. He sent ravens to give him bread and meat. God also took care of the widow

and her son by giving them flour and oil to make more bread. Today, God takes care of us. God gave us what we need most when He sent Jesus to save us from sin. Jesus frees us from sin and gives us life forever.



Build a mountain

Set out different sizes of cardboard boxes for preschoolers to use to build a “mountain” in the room. Provide a blanket or sheet to cover the mountain when preschoolers finish stacking the boxes. Lead preschoolers to practice saying *Kilimanjaro* (Kih-lih-mahn-JAR-oh) as they build. If cardboard boxes are not available, form mountains with play dough instead.

SAY • Mount Kilimanjaro is the tallest mountain in Africa. Some Christians moved to Africa just to tell the people there about Jesus. They know the good news about Jesus is a message all people need to hear. One man who moved to Africa to tell people about Jesus is Dr. Larry Pepper. He tells the people of Africa about the one true God. ***How many gods are there? There is one true God.*** Let’s pray for the people in Africa to believe in the one true God and His Son, Jesus.

- cardboard boxes, various sizes
- brown or green blanket or sheet
- play dough (optional)

Snack and review

Play the countdown video to signal the end of activities. Wash hands and gather preschoolers for snack time. Pray, thanking God for the snack.

Serve pieces of bread for snack. Drip oil onto a small plate for each preschooler. Children may dip their bread into the oil if they choose. Talk about how the widow and her son used flour and oil to make bread. God kept them from running out of food to eat. **God took care of the widow and her son.**

Show the Bible story picture as you ask the following questions. Retell parts of the Bible story as needed.

1. Who did God say would help Elijah in the village? (*a widow, a woman whose husband had died*)
2. What did the widow say when Elijah asked her for bread? (*I don't have bread. I only have a little bit of flour and oil.*)
3. What did God do to the widow's little bit of flour and oil? (*kept it from running out*)
4. Whom did Elijah pray to so that the widow's son would be healed? (*God*)
5. ***How many gods are there? There is one true God.***

Transition

When preschoolers finish their snack, they may color the Bible story coloring page, play a simple game to practice the key passage or big picture question, or sing along to the key passage or theme song.

If parents are picking up their children at this time, tell them something that their child enjoyed doing or did well during the session. Distribute the preschool big picture cards for families.

- countdown video (optional)
- Allergy Alert
- paper cups and napkins
- snack food
- Bible Story Picture Poster
- Big Picture Question Poster
- bread (optional)
- oil (optional)

- Bible Story Coloring Page
- crayons
- Key Passage Poster
- Big Picture Question Poster
- "Isaiah 42:8" song
- "God Is in Control" song
- Big Picture Cards for Families: Babies, Toddlers, and Preschoolers



Use Week of:

Unit 13 • Session 2

Elijah at Mount Carmel

BIBLE PASSAGE:

1 Kings 18–19

STORY POINT: God showed that He is the one true God.

KEY PASSAGE:

Isaiah 42:8

BIG PICTURE QUESTION:

How many gods are there? There is one true God.

INTRODUCE THE STORY
(15–20 MINUTES)
PAGE 22



TEACH THE STORY
(10–15 MINUTES)
PAGE 24



EXPERIENCE THE STORY
(20–25 MINUTES)
PAGE 26



Additional resources are available at gospelproject.com. For free training and session-by-session help, visit MinistryGrid.com/gospelproject.

LEADER Bible Study

King Ahab was an evil king. In fact, “Ahab did more to anger the LORD God of Israel than all the kings of Israel who were before him” (1 Kings 16:33). God wanted His people to be faithful to Him, but King Ahab led them away from God.

God chose Elijah to get Ahab’s attention. In 1 Kings 17, Elijah told Ahab that a drought was coming. God prevented rain in the land for three years. For Ahab, a man who worshiped Baal—the false Canaanite god of rain and fertility—the drought sent a strong message about the one true God.

2

When God was ready to send rain on the earth, Elijah appeared to Ahab and instructed him to gather the Israelites and the prophets of Baal at Mount Carmel. Elijah challenged the people to choose: follow God or follow Baal. They couldn’t do both.

Elijah set up a challenge to prove who is the one true God. He faced off against the prophets of Baal. They prepared a bull on an altar and called on their deity to send fire from heaven. The prophets of Baal called and cried and cut themselves, but Baal did not answer.

Elijah poured water on and around his altar. He called to God, and God sent fire from heaven. Everything was burned up! The Israelites could not deny that the God of Elijah is the one true God. Finally, God sent a great rain to end the drought.

Elijah fled from the wrath of Ahab’s wife, Jezebel. He met with God on a mountain, and God revealed Himself to Elijah in a soft whisper. God gave Elijah a friend and successor in Elisha and assured him of 7,000 people in Israel who had not turned to Baal.

The false god Baal had no power. As you teach preschoolers this week, emphasize that only God—the one true God—has power to help His people and to save them. And He saves them through His Son, Jesus.

The BIBLE Story

Elijah at Mount Carmel

1 Kings 18–19

No rain fell in Israel for three years. God was punishing the people for worshiping gods that were not real. Without rain, the people did not have water and they could not grow food to eat. Finally, God was ready to send rain.

God told Elijah to visit King Ahab of Israel. Elijah obeyed God and went to the king. Elijah told the king, “Meet me at Mount Carmel. Bring the people of Israel and the prophets who worship false gods like Baal (BAY uhl).”

The king and the people went to the mountain. Elijah said to the people, “Do you believe the LORD is God? Or do you believe in Baal? You must choose!”


Elijah set up a contest to show who the one true God is. The worshipers of Baal made an altar for their false god.

“You call to Baal,” Elijah said. “Ask him to send fire to your altar.

I will call on the LORD. The God who answers by sending fire is the one true God.”

From morning until noon, the false prophets called out to Baal, but no one answered. They danced and cried loudly, but still no one answered.

Then Elijah made an altar, dug a ditch around it, and put on a



pile of wood. He asked for four jars of water to be poured on the wood. The altar was very wet. Elijah asked for even more water.

Elijah prayed: “Answer me, God, so that these people will know that You are God.”

God answered Elijah by sending fire from the sky!

The fire burned up the bull, the wood, the stones, and the dust! It dried up the water that was in the ditch. God showed everyone that He is the one true God.

The people who were watching fell to the ground.

They said, “The LORD, He is God! The LORD, He is God!” Soon the sky grew dark with clouds, and God sent rain.

The king told the queen everything that had happened, and she was angry. Elijah ran away and went to another mountain. There, God talked to Elijah and told him to not give up.

Christ Connection: The people who worshiped the false god Baal worked hard to show they loved Baal, but Baal was silent. The one true God is not like false gods. We do not have to work hard to show God we love Him. Instead, God showed His love for us by sending His Son, Jesus, to be the Savior of the world.

Bible Storytelling Tips

- **Say boos and cheers:** Whenever you say *false god*, preschoolers should boo. Whenever you say *one true God*, preschoolers should cheer.
- **Use sticks and sprays:** Make a simple altar out of craft sticks. When Elijah asks for water to be poured on his altar, use a spray bottle to spray water on the sticks. For some added fun, consider turning to the class and misting them too. When God sends fire, add a tissue paper flame to the altar's center. Again, consider misting the children at the end of the story when God sends rain.

INTRODUCE the Story



SESSION TITLE: Elijah at Mount Carmel

BIBLE PASSAGE: 1 Kings 18–19

STORY POINT: God showed that He is the one true God.

KEY PASSAGE: Isaiah 42:8

BIG PICTURE QUESTION: How many gods are there? There is one true God.

Welcome time

- “God Is in Control” song
- offering basket
- Allergy Alert
- favorite toys related to the Bible story theme

Play a theme song in the background as you greet preschoolers and follow your church’s security procedures. Set an offering basket near the door to collect at an appropriate time. Post an allergy alert, if necessary. Set out a few favorite theme-related toys, such as puzzles and blocks.

Activity page

- “Make It Rain” activity page, 1 per child
- crayons or markers

Guide preschoolers to trace the outlines of the raindrops. **SAY** • You traced the raindrops and made water fall onto the plants! Rain is a great gift from God. Rain waters the grass and trees and fills up lakes and rivers so that people can have water to drink. In today’s Bible story, God’s people hadn’t had rain for a long time. Listen to the story to find out why.

LOW PREP

Hold contests

Invite preschoolers to participate in several contests. First, compete to see who can stand on one leg the longest. Next, compete to see who can jump the highest. Finally, compete to see who can be the most quiet. Make up additional competitions to lead preschoolers in as time allows. Invite suggestions from preschoolers.

SAY • Did you have fun competing against each other? Today's Bible story is about a kind of competition. This contest was between people who followed a pretend god named Baal and Elijah, a prophet and servant of the one true God. Who do you think won the contest? We'll find out in our Bible story.

Make a choice

Present two choices to preschoolers. Designate a side of the room for each choice. Guide preschoolers to move to the side of the room that fits their choice. For example, ask preschoolers if they prefer pizza or sandwiches. Preschoolers who like pizza can move to one side of the room, and preschoolers who prefer sandwiches can move to the other side of the room. Other choices could include chocolate or vanilla, blue or yellow, markers or crayons, inside or outside, swings or climbing gym, and so forth. Continue presenting choices as time allows.

SAY • Good job making choices, everyone! In this game, you had to make a choice between two things. Even if you like both, you needed to choose one that you like the most. In today's Bible story, the people had to choose between a fake god and the one true God of the Bible.

Transition to teach the story

To gain the attention of all the preschoolers to move them to Bible study, show the countdown video, flip off the lights, or clap a simple rhythm for the children to copy. Guide preschoolers to rub their stomachs as if they were hungry as they walk to Bible study. Mention that the people in today's Bible story were hungry. There was no food because it had not rained for a long time!

**LOW
PREP**

• countdown video
(optional)

TEACH the Story



SESSION TITLE: Elijah at Mount Carmel

BIBLE PASSAGE: 1 Kings 18–19

STORY POINT: God showed that He is the one true God.

KEY PASSAGE: Isaiah 42:8

BIG PICTURE QUESTION: How many gods are there? There is one true God.

Introduce the Bible story

- Bible
- bookmark
- Giant Timeline

Place a bookmark at 1 Kings 18–19 in your Bible. Invite a preschooler to open it. Reverently display the open Bible.

SAY • Today’s story is from the Bible, just like all the stories we share with you! The stories in the Bible are true.

They tell us true things about God. Today’s Bible story is from the Book of 1 Kings in the Old Testament part of the Bible.

Point to the Bible story picture on the giant timeline.

Remind children that all the stories in the Bible fit together to tell an even bigger story. The Bible tells us the big story of how God rescues sinners through His Son, Jesus.

Watch or tell the Bible story

- Story Point Poster
- “Elijah at Mount Carmel” video (optional)
- Bible Story Picture Poster

Show the video or tell the Bible story using the provided storytelling tips. Use the bolded version of the Bible story for young preschoolers.

SAY • Wasn’t that amazing? **God showed that He is the one true God** by making the fire come on Elijah’s altar, even when it was so wet! Our God is the one true God! The one true God is not a false god. We do not have to work hard to show God we love Him. Instead, God showed His love for us by sending His Son, Jesus, to be the Savior of the world.

Practice the key passage

Divide the key passage into four parts. Write each part on an index card. Place the key passage marker at Isaiah 42:8. Invite a child to open your Bible to the key passage. Read the key passage aloud. Invite preschoolers to take turns hiding the cards. Then work together to find the cards and put them in the right order. Say the key passage together.

SAY • Our key passage tell us that God does not share His glory with anyone. God would not share His glory with the false god Baal. **God showed that He is the one true God** by sending fire to Elijah's altar.

Sing the key passage song, "Isaiah 42:8," and the theme song, "God Is in Control."

- index cards
- marker
- Bible
- Key Passage Marker
- Key Passage Poster
- "Isaiah 42:8" song
- "God Is in Control" song

Learn the big picture question

SAY • Let's say our big picture question and answer together. *How many gods are there? There is one true God.* Only the one true God could make fire on a very wet altar like He did in our Bible story!

- Big Picture Question Poster



Missions moment

SAY • Missionaries tell people around the world about the one true God. Dr. Larry Pepper tells people about God on the continent of Africa. Africa looks much different than here. Some Christians leave their homes to go to live in other countries. Let's watch a video about Dr. Pepper's life in a country called Tanzania.

Show the "Open Heart" missions video.

- "Open Heart" missions video

Pray and transition to experience the story

EXPERIENCE the Story



SESSION TITLE: Elijah at Mount Carmel

BIBLE PASSAGE: 1 Kings 18–19

STORY POINT: God showed that He is the one true God.

KEY PASSAGE: Isaiah 42:8

BIG PICTURE QUESTION: How many gods are there? There is one true God.

LOW PREP

Sing a song

Sing the following lyrics to the tune of “The Itsy Bitsy Spider.” If you are unfamiliar with the tune, look it up online before the session.

“The prophets of Baal
Called out with all their might,
But no fire came
though they were really quite a sight.
Elijah prayed to God,
and God sent fire down.
Everyone worshiped the one true God,
and rain came to their town.”

SAY • The people who worshiped the false god Baal worked hard to show they loved Baal, but because Baal is not a real god, nothing happened. **God showed that He is the one true God.** The one true God is not a false god. We do not have to work hard to show God we love Him. Instead, God showed His love for us by sending His Son, Jesus, to be the Savior of the world.

LOW PREP

- dry erase board or large sheet of paper
- dry erase markers or markers

Create an imaginary pet

Designate an adult leader to draw an imaginary pet on either a large piece of paper or a dry erase board. As a group, select what animal you want to start with, and draw

that animal on the paper or board. Then invite preschoolers to imagine what to add to their pet. How many legs should the pet have? What color should he be? Give your imaginary class pet a name.

SAY • This is a pretty great imaginary pet! Do you think he is real? Could he play fetch or eat pet food? Of course not! We just made him up. In today's Bible story, some people worshiped a god that they made up. The people who worshiped the made-up god, Baal, worked hard to show they loved Baal, but Baal did not send fire to their altar. That's because he is not real. But **God showed that He is the one true God** by sending fire to Elijah's altar. The one true God is not like false gods. We do not have to work hard to show God we love Him. Instead, God showed His love for us by sending His Son, Jesus, to be the Savior of the world.

Make a craft

Cut strips of brown, red, yellow, and orange paper before the session. Write or print out the key passage on additional strips of paper. Be sure to make one key passage strip for each preschooler.

Tape a piece of clear contact plastic for each preschooler sticky side up on a table. Invite preschoolers to place strips of brown paper at the bottom of their contact plastic to represent wood. Then guide preschoolers to place the red, yellow, and orange strips on and above the brown strips to represent fire. Finally, help preschoolers place the key passage strip on their artwork. Seal the artwork with another piece of clear contact plastic on top.

- brown, red, orange, and yellow paper
- copy paper
- scissors (adult use)
- marker
- clear contact plastic
- masking tape

SAY • You made a picture of Elijah's altar! Look at the fire God sent to the altar. **God showed that He is the one true God**, and like our key passage says, He will not share His glory with another! Place your artwork somewhere at your home where you will see it and remember that our God is real and powerful!

Explore wet and dry wood

· soaked wood
· dry wood

Set out pieces of dry wood and wood that has been soaking in water. Inspect the wood prior to the session to ensure there are no rough areas where preschoolers could get splinters. Invite preschoolers to touch and pick up the wet and dry wood. Talk about the differences.

SAY • In order to make a fire, you need very dry wood. Which of these pieces of wood would you use to make a fire? In today's Bible story, **God showed that He is the one true God** by making fire on the altar. *How many gods are there? There is one true God.*



Play with toy animals

· plastic zoo or safari
animal toys

Set out plastic zoo or safari animal toys on the floor or on a table. Encourage preschoolers to play with the animals. Ask preschoolers to name the animals as they play.

SAY • Most of us don't see these animals where we live, except in a zoo. People who live in Africa see animals like this in their yards and out in the fields. Missionaries go to other places so that people all over the world can know that there is one true God. Places like Africa! When you go to a zoo and see these animals, remember to pray that people in Africa will worship only God. *How many gods are there? There is one true God.*

Snack and review

Play the countdown video to signal the end of activities. Wash hands and gather preschoolers for snack time. Pray, thanking God for the snack.

Serve fruit from a tree for snack. As preschoolers eat, explain that the fruit grew on a tree, and trees need water to live. No rain fell in Israel for three years because God was punishing the people for worshipping gods that were not real. **God showed that He is the one true God.**

Show the Bible story picture as you ask the following questions. Retell parts of the Bible story as needed.

1. What happened when the prophets of Baal called out to Baal? (*No one answered.*)
2. What happened when the Elijah prayed? (*God answered Elijah by sending fire from the sky!*)
3. What happened after Elijah's altar was set on fire by God? (*God sent the rain.*)
4. **How many gods are there? There is one true God.**
5. How is the one true God different than false gods? (*We do not have to work hard to show God we love Him. Instead, God showed His love for us by sending His Son, Jesus, to be the Savior of the world.*)

Transition

When preschoolers finish their snack, they may color the Bible story coloring page, play a simple game to practice the key passage or big picture question, or sing along to the key passage or theme song.

If parents are picking up their children at this time, tell them something that their child enjoyed doing or did well during the session. Distribute the preschool big picture cards for families.

- countdown video (optional)
- Allergy Alert
- paper cups and napkins
- snack food
- Bible Story Picture Poster
- Big Picture Question Poster
- fruit from a tree

- Bible Story Coloring Page
- crayons
- Key Passage Poster
- Big Picture Question Poster
- "Isaiah 42:8" song
- "God Is in Control" song
- Big Picture Cards for Families: Babies, Toddlers, and Preschoolers



Use Week of:

Unit 13 • Session 3 Elijah and Elisha

BIBLE PASSAGE:

2 Kings 2

STORY POINT: God chose Elisha to be His prophet after Elijah.

KEY PASSAGE:

Isaiah 42:8

BIG PICTURE QUESTION:

How many gods are there? There is one true God.

INTRODUCE THE STORY
(15–20 MINUTES)
PAGE 34



TEACH THE STORY
(10–15 MINUTES)
PAGE 36



EXPERIENCE THE STORY
(20–25 MINUTES)
PAGE 38



Additional resources are available at gospelproject.com. For free training and session-by-session help, visit MinistryGrid.com/gospelproject.

LEADER Bible Study

Following God's great display of power at Mount Carmel, Elijah fled for his life and traveled to Mount Horeb where he encountered God in a soft whisper. God instructed Elijah to anoint a man named Elisha as his successor. Elijah found Elisha plowing a field. Elijah put his cloak over Elisha to show that Elisha would be a prophet like Elijah. Elisha followed Elijah and served him for many years. In time, King Ahab of Israel appointed his son Ahaziah as king. When Ahaziah died, his brother Joram became king.

Elijah's ministry came to an end, and God took him to heaven in an unusual way. First, Elijah and Elisha traveled from Gilgal to Bethel to Jericho and then to the Jordan River. Elijah met with other prophets and their families. Despite Elijah's insistence otherwise, Elisha did not leave Elijah's side.

A group of prophets watched as Elijah parted the Jordan River by striking the water with his mantle (cloak) so he could cross. In Elijah's final moments, Elisha requested, "Please, let me inherit two shares of your spirit" (2 Kings 2:9). Elisha wanted power to continue God's work and confirmation as Israel's next prophet.

A chariot of fire and horses of fire suddenly appeared and separated the men. Elijah went up to heaven in a whirlwind, and Elisha cried out after him. When Elijah was out of view, Elisha picked up Elijah's cloak and struck the water of the Jordan River. The water parted—a sign that Elisha had received power from God. Elisha would continue the work of Elijah as a prophet to Israel.

God gave Elisha the same spirit that was in Elijah so Elisha could carry out his mission as a prophet. Years later, Jesus told His followers to wait for the Holy Spirit. God gives believers the Holy Spirit so they can share the gospel with the world.

The BIBLE Story

Elijah and Elisha

2 Kings 2

God told Elijah (ih LIGH juh) **to find a man named Elisha** (ih LIGH shuh). **Elisha would be a prophet after Elijah.** So **Elijah** obeyed God. He **found Elisha working in a field, and Elisha followed Elijah.**

When **the time came for God to take Elijah up to heaven,** Elijah and Elisha went to Gilgal. Elijah said, “Stay here, Elisha. The LORD is sending me to Bethel.” But Elisha said, “I will not leave you.” So they both went to Bethel.

Elijah said, “Stay here, Elisha. The LORD is sending me to Jericho.” But Elisha said, “I will not leave you.” So they both went to Jericho.

Elijah said, “Stay here, Elisha. The LORD is sending me to the Jordan River.” But **Elisha said, “I will not leave you.”** So they both went to the **Jordan River.**

A crowd of prophets watched **Elijah and Elisha** as they **stood by the river.** **Elijah rolled up his cloak and hit the water with it.** The water parted, and they crossed to the other side on **dry ground.**

Elijah asked, “What can I do for you before I go?”

Elisha said, “I want the same spirit that gives you power.”

Elijah said, “If you see me go, you will have it.”



Suddenly, a chariot of fire with horses of fire came between them. Elijah went up to heaven in a whirlwind.

Elisha watched as Elijah went away. Then he picked up Elijah's cloak and went back to the river. He hit the water, and it parted for him to cross to the other side.

The crowd of prophets was watching, and they saw that **Elisha now had the spirit that was in Elijah.** The prophets searched for Elijah, but they could not find him because God had taken him up to heaven.

Christ Connection: God gave Elisha the same spirit that was in Elijah so Elisha could do his work as a prophet. Years later, Jesus told His followers to wait for the Holy Spirit. God gives believers the Holy Spirit so they can share Jesus' good news with the world.

Bible Storytelling Tips

• Part the river:

Lay two blue sheets, tarps, or tablecloths on the floor with an aisle between them. Direct half the group to sit on one sheet and the rest to sit on the other. When God parts the Jordan River, walk down the aisle. Tell the rest of the story from the other side of the room until Elisha walks back across the Jordan River.

• Move the figures:

Select two figurines, dolls, or other objects to represent Elijah and Elisha. Move with the figures around the room as Elijah and Elisha travel from place to place. Hide the figure representing Elijah behind your back when Elijah is taken up by the chariot.

INTRODUCE the Story



SESSION TITLE: Elijah and Elisha

BIBLE PASSAGE: 2 Kings 2

STORY POINT: God chose Elisha to be His prophet after Elijah.

KEY PASSAGE: Isaiah 42:8

BIG PICTURE QUESTION: How many gods are there? There is one true God.

Welcome time

- “God Is in Control” song
- offering basket
- Allergy Alert
- favorite toys related to the Bible story theme

Play a theme song in the background as you greet preschoolers and follow your church’s security procedures. Set an offering basket near the door to collect at an appropriate time. Post an allergy alert, if necessary. Set out a few favorite theme-related toys, such as puzzles and blocks.

Activity page

- “Follow the Prophets” activity page, 1 per child
- crayons or markers

Guide preschoolers to use a finger, crayon, or marker to trace the path made by the dotted lines.

SAY • Good job following the path that these men took! In today’s Bible story, we are going to talk about two men with similar sounding names: Elijah and Elisha. [*Emphasize differences in names.*] Elijah and Elisha journeyed to several different places together. They even walked through a river together! Listen to the story to find out more.

**LOW
PREP**

Choose the action

Guide preschoolers to stand in a circle. Invite preschoolers to take turns selecting whether the entire group will jump three times, clap three times, or stomp three times. Continue playing until each preschooler has had at least one turn. For older preschoolers, you may also allow them

to choose how many jumps, claps, or stomps the group will perform together.

SAY • Did you enjoy making these choices today? In today's Bible story, we will hear about a choice God made. God chose who would be His prophet after Elijah! God's prophets were special men who God used to share His truth with the people. We'll find out who God chose as His new prophet in our Bible story.

Move the water

Cover a table and the floor below with towels. Place a plastic tub filled with a few inches of water on the table. Provide funnels, scoops, or cups for preschoolers and other water play accessories for preschoolers to use. Challenge preschoolers to attempt dividing the water into two sections.

SAY • None of you were able to divide the water into two sections! Only one Person can divide water like that. Can you guess who that is? [*Allow answers.*] That's right! Only God can do something like that! In today's Bible story, God parted the Jordan River when Elijah hit the water with his cloak. Listen for other amazing things God did in today's Bible story.

- towels
- plastic tub
- water
- funnels
- cups
- scoops
- other water play toys (optional)

Transition to teach the story

To gain the attention of all the preschoolers to move them to Bible study, show the countdown video, flip off the lights, or clap a simple rhythm for the children to copy. Assign each preschooler a partner. Lead preschoolers to take turns saying to their partner, "I will not leave you." Then guide partners to walk together to the Bible study area.

- countdown video (optional)

TEACH the Story



SESSION TITLE: Elijah and Elisha

BIBLE PASSAGE: 2 Kings 2

STORY POINT: God chose Elisha to be His prophet after Elijah.

KEY PASSAGE: Isaiah 42:8

BIG PICTURE QUESTION: How many gods are there? There is one true God.

Introduce the Bible story

- Bible
- bookmark
- Giant Timeline

Place a bookmark at 2 Kings 2 in your Bible. Invite a preschooler to open it. Reverently display the open Bible.

SAY • Today's story is from the Bible. Our story is in the Old Testament, which is the part of the Bible that tells what happened before Jesus was born. We know this story is true because all the stories of the Bible are true!

Point to the Bible story picture on the giant timeline.

Remind children that all the stories in the Bible fit together to tell an even bigger story. The Bible tells us the big story of how God rescues sinners through His Son, Jesus.

Watch or tell the Bible story

- Story Point Poster
- "Elijah and Elisha" video (optional)
- Bible Story Picture Poster

Tip: Make sure preschoolers understand that though Elijah and Elisha's names are very similar, they are two different people.

Show the video or tell the Bible story using the provided storytelling tips. Use the bolded version of the Bible story for young preschoolers.

SAY • Being a prophet was an important job! Prophets told the people what God said. **God chose Elisha to be His prophet after Elijah.** God gave Elisha the same spirit that was in Elijah so Elisha could do his work as a prophet. Years later, God sent His Son, Jesus, to earth. Jesus told His followers to wait for the Holy Spirit. God gives believers the Holy Spirit so they can share Jesus' good news with the world.

Practice the key passage

Place the key passage marker at Isaiah 42:8. Invite a child to open your Bible to the key passage. Read the key passage aloud. Instruct children to find the same partner that they walked to the Bible story area with. Then invite partner pairs to take turns repeating the key passage after you.

SAY • Elijah and Elisha did a lot of things together in today's story. And you and your partner worked together to say the key passage! Good job!

Sing the key passage song, "Isaiah 42:8," and the theme song, "God Is in Control."

- Bible
- Key Passage Marker
- Key Passage Poster
- "Isaiah 42:8" song
- "God Is in Control" song

Learn the big picture question

SAY • There were two prophets in today's story: Elijah and Elisha. But, *how many gods are there? There is one true God.* The one true God gave Elisha the same spirit that was in Elijah so Elisha could do his work as a prophet. Now, God gives believers the Holy Spirit so they can share the good news about Jesus with the world.

- Big Picture Question Poster



Missions moment

Display a toy medical kit beside a Bible. Invite preschoolers to touch and pick up the items.

SAY • Dr. Larry Pepper and his family live in a country called Tanzania. Dr. Pepper helps people who are sick, but he also tells them about Jesus. The Holy Spirit helps Dr. Pepper share the good news about Jesus with the people he meets at the hospital.

Show the "Tanzania Hospital" printable.

- toy medical kit
- "Tanzania Hospital" printable

Pray and transition to experience the story

EXPERIENCE the Story



SESSION TITLE: Elijah and Elisha

BIBLE PASSAGE: 2 Kings 2

STORY POINT: God chose Elisha to be His prophet after Elijah.

KEY PASSAGE: Isaiah 42:8

BIG PICTURE QUESTION: How many gods are there? There is one true God.

LOW PREP

- lightweight balls, various sizes

Work together

Assign each preschooler a partner. Lead preschoolers to hold both hands of their partner. Place a ball between their gripped hands. Invite each pair to take turns walking the ball across the room and back while holding the hands of their partner. Try again with different sized balls.

SAY • You all worked together to carry the ball all the way across the room and back! Way to go. In today's Bible story, Elijah and Elisha did a lot of things together.

God chose Elisha to be His prophet after Elijah.

Wherever Elijah went, Elisha went too.

Paint with yarn

- red, orange, and yellow washable paint
- foam bowls
- yarn
- scissors (adult use)
- craft sticks
- smocks
- heavyweight paper

Squirt red, orange, and yellow washable paint into individual foam bowls. Cut yarn into different lengths, no more than one-foot long. Drop a couple pieces of yarn into each bowl of paint. Use a craft stick to submerge the yarn while leaving a dry end hanging out of the bowl.

Put a smock on each preschooler and roll up sleeves. Give each preschooler a sheet of heavyweight paper. Demonstrate how to pull the yarn out of the paint and lay it on the paper. Then return it to the bowl leaving the dry end hanging out. Encourage preschoolers to layer different colors to create "fire." Suggest they try dragging the yarn on their paper to see what happens.

SAY • Great job painting fire! A chariot of fire with horses of fire came down between Elijah and Elisha. Elijah went up to heaven in a whirlwind. Elijah was gone, but Elisha stayed on earth. **God chose Elisha to be His prophet after Elijah.** God gave Elisha the same spirit that had been at work in Elijah. Today, all who trust in Jesus to rescue them from sin have the Spirit of God in them too. The Holy Spirit helps us share the good news of Jesus with the world.

Experiment with water and air

Use an eyedropper to place droplets of water on a sheet of wax paper for each preschooler. Give preschoolers straws. Demonstrate to preschoolers how to move water around on the wax paper by blowing through the straw.

- straws, 1 per child
- waxed paper
- eyedropper
- water

SAY • Did you know you could move water with only your breath? Pretty cool! Now, this is not very much water. Do you think you could move a whole river with only your breath? No! In today's Bible story, God made the river split in two for Elijah and Elisha to go through. Only the true God can do that! ***How many gods are there? There is one true God.***

Make chariots

Before the session, cut red, orange, and yellow streamers into different lengths. Set out a variety of transportation toys, such as cars, trains, and boats. Guide preschoolers to tape the streamers to the vehicles. Invite preschoolers to drive their "chariots" around the room.

- red, orange, and yellow streamers
- scissors (adult use)
- toy cars, trains, or boats
- tape

SAY • God sent a chariot of fire with horses of fire to take Elijah up to heaven. A chariot is kind of like a car that is pulled by horses. **God chose Elisha to be**

His prophet after Elijah. God gave Elisha the same spirit that was in Elijah so Elisha could do his work as a prophet. Years later, Jesus told His followers to wait for the Holy Spirit. God gives believers the Holy Spirit so they can share Jesus' good news with the world.



Work in a hospital

Set out toy medical kits and bandages. Invite preschoolers to pretend to be in a hospital. Encourage preschoolers to take turns being doctors, nurses, or patients.

SAY • Some of you might grow up to be doctors or nurses one day, but no matter what job God gives you, your most important work will always be sharing Jesus' good news with the people around you. God gives us His Holy Spirit to help us do that.

The Holy Spirit helps Dr. Larry Pepper, too. Dr. Pepper is a doctor at a hospital in Africa. He helps people who are sick or injured, but his most important work is telling the people there that Jesus died on the cross and rose again to rescue them from sin. Let's pray together that people all over the world will hear about Jesus and trust in Him.

- toy medical kits
- bandages

Snack and review

Play the countdown video to signal the end of activities. Wash hands and gather preschoolers for snack time. Pray, thanking God for the snack.

Sit around a table. Give a child a packaged snack. Direct him to pass the snack to the person beside him. Then she will pass the snack to the person beside her. Pass snacks around the table until everyone has one. Remind children that **God chose Elisha to be His prophet after Elijah**. God “passed down” the job of being a prophet from Elijah to Elisha much like we passed our snack to the next person.

Show the Bible story picture as you ask the following questions. Retell parts of the Bible story as needed.

1. What happened when Elijah hit the Jordan River with his cloak? (*The water parted.*)
2. What did Elisha ask Elijah for? (*for the same spirit that gave Elijah power*)
3. Who was taken up into heaven by a chariot of fire? (*Elijah*)
4. Who would be the new prophet now that Elijah was taken away? (*Elisha*)
5. ***How many gods are there? There is one true God.***

Transition

When preschoolers finish their snack, they may color the Bible story coloring page, play a simple game to practice the key passage or big picture question, or sing along to the key passage or theme song.

If parents are picking up their children at this time, tell them something that their child enjoyed doing or did well during the session. Distribute the preschool big picture cards for families.

- countdown video (optional)
- Allergy Alert
- paper cups and napkins
- snack food
- Bible Story Picture Poster
- Big Picture Question Poster
- packaged snack (optional)

- Bible Story Coloring Page
- crayons
- Key Passage Poster
- Big Picture Question Poster
- “Isaiah 42:8” song
- “God Is in Control” song
- Big Picture Cards for Families: Babies, Toddlers, and Preschoolers



Use Week of:

Unit 13 • Session 4
**Elisha and the
Army**

BIBLE PASSAGE:

2 Kings 6

STORY POINT:

God protected His people.

KEY PASSAGE:

Isaiah 42:8

BIG PICTURE QUESTION:

How many gods are there? There is one true God.

INTRODUCE THE STORY

(15–20 MINUTES)

PAGE 46



TEACH THE STORY

(10–15 MINUTES)

PAGE 48



EXPERIENCE THE STORY

(20–25 MINUTES)

PAGE 50



Additional resources are available at gospelproject.com. For free training and session-by-session help, visit MinistryGrid.com/gospelproject.

LEADER Bible Study

After Elijah was taken to heaven in a whirlwind, his successor Elisha continued Elijah's work as a prophet to Israel. God used him, like Elijah, to perform miracles—multiplying the oil of a poor widow, raising a Shunammite woman's son from the dead, purifying a poisoned pot of stew, and more.

At this time, Israel was ruled by King Joram. The land of Aram to the northeast (located in present-day Syria) was ruled by King Ben-hadad. In 2 Kings 5, Naaman—the commander of the army for the king of Aram—sought out Elisha for healing of a skin disease. Naaman recognized the one true God (2 Kings 5:15), but Aram was an enemy of Israel and waged war against the people.

Each time the king of Aram made plans to attack Israel, God revealed the plans to Elisha and he alerted Israel's king so Israel could thwart their enemy's plans. When Aram's king discovered Elisha was to blame, he was determined to kill God's prophet and sent an army to surround the place where Elisha was hiding. Elisha's servant saw the enemy army and was afraid, but Elisha could see something the servant couldn't see: an army of the Lord outnumbering the Arameans covered the mountain, ready to protect Elisha.

God blinded the enemy army, and Elisha led them to Samaria where the king of Israel could have killed them. Instead, Elisha told the king to feed the men and send them home. Those raiders did not come into Israel's land again.

This story in 2 Kings 6 reveals that the world is not limited to what is seen. As you teach preschoolers, emphasize that God is always with us, even though we can't see Him. Jesus came to earth so people could see God. (See Col. 1:15.) God protects us from sin and death when we trust in Jesus.

The BIBLE Story

Elisha and the Army

2 Kings 6

The king of Aram wanted to fight against the kingdom of Israel. He planned to move his army to a certain place. **But Elisha the prophet sent messages to Israel's king and told him where the Aramean (ar uh MEE uhn) army would be.**

The king of Aram was mad when he found out Israel's king knew his plans. Who had told him? Had one of his own soldiers told Israel's king? But **the soldiers said**, "We did not tell! **It was Elisha.** He is a prophet in Israel. **He knows what you say even though he is not with you."**

The king of Aram found out where Elisha was staying. **That night, the king sent horses, chariots, and a large army to surround the city.**

The next morning, Elisha's servant got up and saw the army. "What are we going to do?" he asked Elisha.

Elisha said, "Do not be afraid. **Our army is bigger than their army."**

The servant did not understand. He only saw the enemy army. **Then Elisha prayed, "LORD, let my servant see Your army."**

So God let the servant see the mountain covered with horses and chariots of fire—the army of the LORD!

Then Elisha prayed for God to not let the Aramean army see where



they were. Elisha told the army, “You’re in the wrong city!” He led them away to the king of Israel. Then Elisha prayed for God to let them see, and God did. Elisha told **the king of Israel** to give the army food and water. Then he **sent them home**. That army did not come into Israel again.

Christ Connection: Elisha’s servant could not see God’s protection, so God let him see. God is always with us. Jesus came to earth so people could see God. God protects us from sin and death when we trust in Jesus.

Bible Storytelling Tips

• **Show the emotions:** Lead preschoolers to show the emotions of the people in the story on their faces. Show the anger of the king of Aram, the worry of Elisha’s servant, and his surprise when Elisha’s servant sees God’s army.

• **Reveal the army:** Hide small people figures under a sheet where preschoolers cannot see them. When God’s army is revealed to Elisha’s servant, remove the sheet so the people figures can be seen.

INTRODUCE the Story



SESSION TITLE: Elisha and the Army

BIBLE PASSAGE: 2 Kings 6

STORY POINT: God protected His people.

KEY PASSAGE: Isaiah 42:8

BIG PICTURE QUESTION: How many gods are there? There is one true God.

Welcome time

- "God Is in Control" song
- offering basket
- Allergy Alert
- favorite toys related to the Bible story theme

Play a theme song in the background as you greet preschoolers and follow your church's security procedures. Set an offering basket near the door to collect at an appropriate time. Post an allergy alert, if necessary. Set out a few favorite theme-related toys, such as puzzles and blocks.

Activity page

- "Which One Has More?" activity page, 1 per child
- crayons or markers

Invite preschoolers to look at each pair and circle the one that has more.

SAY • Was it hard to figure out which one had more? In today's Bible story, Elisha told his servant that God's army had more warriors than their enemy's army. At first, Elisha's servant did not think so. Pay attention to the Bible story to hear how Elisha's servant discovered that Elisha was right.

LOW PREP

Find the army

Hide three to four people figures together somewhere in the room. Invite preschoolers to search for the "army." Give hints when a preschooler is close to help them find the army quickly. Then invite preschoolers to take turns hiding the people figures for the rest of the group to find. Occasionally offer hints. Play as time allows.

SAY • Good job finding the army! Was it easier to find the army when I gave you hints? In today's Bible story, God's prophet Elisha gave hints to the king of Israel. He told the king where the army of his enemy would be. We will hear more about it in our Bible story.

Experiment with vision tools

Set out as a variety of vision tools, such as telescopes, binoculars, microscopes, magnifying glasses, pairs of glasses, and so forth. Tools may be real or toys. Invite preschoolers to explore various items such as small toys, stickers, beads, fingers, leaves, tree bark, textures on a wall, and so forth.

· vision tools
· items to view

SAY • All of these items help us see things we can't see very well with our eyes, but they cannot help us see everything. In our Bible story, there was an army that people could not see with their eyes or any kind of special tool. Only God could show this special army to people. We will hear all about this army in today's Bible story.

Transition to teach the story

To gain the attention of all the preschoolers to move them to Bible study, show the countdown video, flip off the lights, or clap a simple rhythm for the children to copy. Guide preschoolers to march like soldiers to the Bible study area. You may choose to line up children in an army formation to add to the feel of an army march.

· countdown video
(optional)

TEACH the Story



SESSION TITLE: Elisha and the Army

BIBLE PASSAGE: 2 Kings 6

STORY POINT: God protected His people.

KEY PASSAGE: Isaiah 42:8

BIG PICTURE QUESTION: How many gods are there? There is one true God.

Introduce the Bible story

- Bible
- bookmark
- Giant Timeline

Place a bookmark at 2 Kings 6 in your Bible. Invite a preschooler to open it. Reverently display the open Bible.

SAY • Today's Bible story is from the Book of 2 Kings, which is one of the history books. They tell the story of God's people before Jesus was born. Like all the stories in Bible, today's story really happened!

Point to the Bible story picture on the giant timeline. Remind children that all the stories in the Bible fit together to tell an even bigger story. The Bible tells us the big story of how God rescues sinners through His Son, Jesus.

Watch or tell the Bible story

- Story Point Poster
- "Elijah and the Army" video (optional)
- Bible Story Picture Poster

Show the video or tell the Bible story using the provided storytelling tips. Use the bolded version of the Bible story for young preschoolers.

SAY • Would you be scared like Elisha's servant if a whole army was coming for you? I would! But Elisha wasn't scared because he could see God's army protecting them. **God protected His people.** God still protects His people today. Our greatest enemy is sin and death. God protected us from those enemies by sending Jesus. If we trust that Jesus died for our sin and rose again, then we are saved from sin and death!

Practice the key passage

Place the key passage marker at Isaiah 42:8. Invite a child to open your Bible to the key passage. Read the key passage aloud. Invite preschoolers to try to say the key passage from memory. Provide assistance when needed. Applaud children's efforts.

- Bible
- Key Passage Marker
- Key Passage Poster
- "Isaiah 42:8" song
- "God Is in Control" song

SAY • God doesn't share His glory, because it only belongs to Him. There is no one greater than God. Israel and Aram both saw God's glory when **God protected His people.**

Sing the key passage song, "Isaiah 42:8," and the theme song, "God Is in Control."

Learn the big picture question

SAY • There were many people in the king of Aram's army. There were even more in God's army. But ***How many gods are there? There is one true God.*** Our one true God is more powerful than any army!

- Big Picture Question Poster



Missions moment

Invite preschoolers to stand and act out giving (reach out your hand), praying (fold hands and bow head), and going (walk in place).

SAY • Churches like ours work together to make sure missionaries have what they need. They give money, they pray, and they even go to places like Africa so that people can hear about Jesus. Let's find out more about how churches work together to help missionaries in this video.

Show the "Power in Partnership" missions video.

- "Power in Partnership" missions video

Pray and transition to experience the story

EXPERIENCE the Story



SESSION TITLE: Elisha and the Army

BIBLE PASSAGE: 2 Kings 6

STORY POINT: God protected His people.

KEY PASSAGE: Isaiah 42:8

BIG PICTURE QUESTION: How many gods are there? There is one true God.

LOW PREP

Sing “God has a Greater Army!”

Sing the following lyrics to the tune of “I’m in the Lord’s Army” with the suggested motions. If you are unfamiliar with the tune, look it up online before the session.

“Human soldiers march in the infantry, [*March in place.*]
Ride in the calvary, [*Pretend to shake horse’s reins.*]
Shoot the artillery. [*Point out and hold up thumb.*]
Human soldiers fly o’er the enemy, [*Extend arms.*]
But God has a greater army! [*Point up.*]
Yes, sir! [*Bring hand to forehead.*]
God has a greater army! [*Point up.*]
Yes, sir! [*Bring hand to forehead.*]

Repeat as time allows.

SAY • The king of Aram thought he would capture Elisha for sure, but the army of the Lord was with Elisha and his servant. Elisha’s servant could not see God’s protection, so God let him see. **God protected His people.** God is always with us. Jesus came to earth so people could see God. God protects us from sin and death when we trust in Jesus.

- “Army Upset Game” printable, 1 for every 12 children
- chairs

Play “Aramean Army Upset”

Print one copy of the “Army Upset Game” printable for every 12 preschoolers. Cut out the images. Form a circle of

chairs with one less than the number of preschoolers in your group. Lead children to sit in the chairs and the remaining child to stand in the center. Give each preschooler one of the images. Lead the child in the middle to say, “horse,” “chariot,” or “army.” Every child with that image stands up and finds another place to sit along with the child in the middle. The child without a chair goes to the middle and leads the group in saying the story point.

SAY • The king of Aram sent an army to surround the city where Elisha was. Elisha prayed for God to not let the Aramean army see where they were, and God answered! **God protected His people** from their enemies. God protects us from our enemies of sin and death when we trust in Jesus.

Paint with invisible ink

Post an allergy alert. Mix equal parts baking soda and water in foam bowls. Give each preschooler a sheet of copy paper and a cotton swab. Invite children to dip their cotton swab in the solution and draw on their paper. When preschoolers finish, set aside the invisible ink pictures to dry.

As the artwork dries, mix one package of powdered flavored drink mix with $\frac{1}{4}$ cup of water in a foam bowl. Mix additional packages based on the number of children in your group. Put on smocks and roll up sleeves. Invite a preschooler to dip a paintbrush in the drink mixture and paint over their invisible ink to reveal their painting.

SAY • You could not see your picture until you painted over it with the solution, but you knew it was there because you drew it with the cotton swab. We cannot always see what God is doing, but we can know that God is always with us because He tells us so in the

- Allergy Alert
- baking soda
- water
- foam bowls
- cotton swabs, 1 per child
- copy paper
- powdered flavored drink mix
- smocks
- paintbrushes

Bible. *How many gods are there? There is one true God.* God protects us from sin and death when we trust in Jesus.

Count which is bigger

- hula hoops, 2
- objects in the room

Lay two hula hoops on the floor. Invite preschoolers to place various objects from the room inside the two hula hoops. Stop preschoolers then count the objects out loud to determine which group is bigger.

SAY • Good job counting the things you put in the hula hoops! Elisha's servant was afraid because the Aramean army was so big, but God let him see that the army of the Lord was bigger! **God protected His people** from their enemies. Today, God protects us from sin and death when we trust in Jesus.



Carry a baby on your back

- baby dolls
- blankets or large pieces of fabric

Invite a child to bend over at the waist. Lay a baby doll on the child's back. Then lay a piece of fabric over the doll. Invite the preschooler to wrap the top of the cloth across his chest and tuck it under his arms. Then help him gather the excess fabric at the bottom and tie it in front of him to hold the baby doll in place. Invite the child to squat down, bend over, and sit with the baby still on his back. Allow preschoolers to take turns tying babies on their backs.

SAY • This is the way the many people in Africa carry their babies. When their babies get sick, they put them on their backs and walk to the hospital. Churches helped build a hospital in Africa, where people can bring their babies and also hear about the one true God. *How many gods are there? There is one true God.*

Snack and review

Play the countdown video to signal the end of activities. Wash hands and gather preschoolers for snack time. Pray, thanking God for the snack.

Before preschoolers arrive in the snack area, place the snack on plates and cover them with a napkin. Allow children to guess what the snack is. Then let them remove the napkins to see if they were correct. Remind preschoolers that God let Elisha's servant see the mountain covered with horses and chariots of fire—the army of the LORD.

Show the Bible story picture as you ask the following questions. Retell parts of the Bible story as needed.

1. What prophet told the king of Israel where the Aramean army would be? (*Elisha*)
2. What did the king of Aram send to surround the city where Elisha was? (*an army*)
3. Why did Elisha tell his servant not to be afraid of the Aramean army? (*God's army was bigger.*)
4. What happened to Elisha's servant after he prayed that God would let him see the army? (*Elisha's servant saw God's army.*)
5. ***How many gods are there? There is one true God.***

Transition

When preschoolers finish their snack, they may color the Bible story coloring page, play a simple game to practice the key passage or big picture question, or sing along to the key passage or theme song.

If parents are picking up their children at this time, tell them something that their child enjoyed doing or did well during the session. Distribute the preschool big picture cards for families.

- countdown video (optional)
- Allergy Alert
- paper cups and napkins
- snack food
- Bible Story Picture Poster
- Big Picture Question Poster

- Bible Story Coloring Page
- crayons
- Key Passage Poster
- Big Picture Question Poster
- "Isaiah 42:8" song
- "God Is in Control" song
- Big Picture Cards for Families: Babies, Toddlers, and Preschoolers

Unit 14: The Northern Kingdom of Israel

Unit Description:

God used Hosea's life to show that He still loved Israel, though she was unfaithful. God called Jonah to a godless nation, showing that no one is beyond God's compassion. Ultimately, God judged Israel's sin and punished them by removing His presence. Jesus took our punishment for sin upon Himself. Jesus brings us into God's presence and keeps us there.

Key Passage:

2 Peter 3:9

Big Picture Question:

Why should we obey God? We should obey God because He made us, He loves us, and His plans are good.

Session 1:

Jonah, Prophet to Nineveh

Jonah

Story Point: God loves all people.

Session 2:

Hosea, Prophet to Israel

Hosea

Story Point: God loves people who do not love Him back.

Session 3:

Israel Taken Captive

2 Kings 17

Story Point: Israel did not listen to God's warning.



Jonah, Prophet to Nineveh

God loves all people.

Hosea, Prophet to Israel

God loves people who do not love Him back.



Israel Taken Captive

Israel did not listen to God's warning.

Use Week of:

Unit 14 • Session 1

Jonah, Prophet to Nineveh

BIBLE PASSAGE:

Jonah

STORY POINT:

God loves all people.

KEY PASSAGE:

2 Peter 3:9

BIG PICTURE QUESTION:

Why should we obey God? We should obey God because He made us, He loves us, and His plans are good.

INTRODUCE THE STORY
(15–20 MINUTES)
PAGE 60



TEACH THE STORY
(10–15 MINUTES)
PAGE 62



EXPERIENCE THE STORY
(20–25 MINUTES)
PAGE 64



Additional resources are available at gospelproject.com. For free training and session-by-session help, visit MinistryGrid.com/gospelproject.

LEADER Bible Study

Jonah lived during the time Jeroboam II was king over Israel, mere decades before the Northern Kingdom of Israel was destroyed. Jonah was a prophet—and while he is best known as the man who was swallowed by a big fish when he tried to run away from God, his story continues beyond chapter 2 to reveal what Jonah knew all along: God is “a gracious and compassionate God” (Jonah 4:2b).

Jonah’s account centers around the compassion of God, not only for the people of Israel but for people throughout the earth—even Israel’s worst enemies!

Nineveh was the capital of Assyria, and the rulers of Nineveh were notoriously evil and cruel. That was the very reason God called Jonah to go to them: “their evil has come up before me” (Jonah 1:2). God is the Judge of all the earth (Gen. 18:25), and He is sovereign over all the nations.

Jonah discovered that no one can flee from God’s presence. (Ps. 139:9-10) Through a storm and some time in the belly of a fish, God got Jonah’s attention, and Jonah went to Nineveh. For three days, Jonah walked around the city. His message to the Ninevites was brief: “In forty days Nineveh will be demolished!” (Jonah 3:4)

The people of Nineveh immediately repented, and God withheld His judgment. “Jonah was greatly displeased and became furious” (Jonah 4:1). God rebuked Jonah. He left Jonah—and the reader—with a question to consider: “May I not care about the great city of Nineveh?” (Jonah 4:11).

Emphasize to preschoolers that Jesus is greater than Jonah. (Matt. 12:41) Jesus came calling all sinners to repentance. He submitted to God’s will with joy and laid down His own life for our sins. God shows His mercy in the gospel, forgiving those who trust in Jesus as Lord and Savior. God sends us out, like Jonah, to share the good news of salvation.

The BIBLE Story

Jonah, Prophet to Nineveh

Jonah

Jonah was a prophet. One day, God told Jonah, “Go to Nineveh. Tell the people there to stop doing wrong things.”

The people in Nineveh were very mean! So **Jonah did not go to Nineveh** like God told him to do. **Instead, he got on a boat to go far away.**

God sent a storm. The sailors on the boat were afraid! They discovered the storm came because of Jonah, so the sailors asked him, “Who are you? What are you doing here? Where did you come from?”


Jonah said, “I worship the one true God who made everything.”

Jonah told the sailors to throw him into the sea so that the storm would calm down. So the sailors picked up Jonah and threw him into the sea and the storm stopped.

From that moment on, the sailors worshiped the one true God.

God sent a big fish to swallow Jonah. Jonah was in the belly of the fish for three days and three nights. He prayed to God and thanked Him for sending the fish. **Then the fish vomited Jonah onto dry land.**

God said, “Jonah, go to Nineveh. Tell the people My message.” This time, Jonah went to Nineveh. He walked into the city and



shouted, “In 40 days, **God will destroy Nineveh!**”

The people in **Nineveh** listened. They **stopped doing wrong things**. They showed God that they were sorry, so **God decided not to destroy Nineveh**.

“**I knew You would do this!**” **Jonah said to God**. “You are gracious. You do not give people what they deserve. You are slow to get angry, and You love people. **I am so mad!**”

“Is it right for you to be mad?” God asked Jonah.

Jonah went outside to watch what God would do. Then God taught Jonah a lesson. First, **God made a plant to shade Jonah from the sun. Jonah was happy. Then God sent a worm. The worm ate the plant, and the plant died.** Then God sent wind. **Jonah** was so hot, he almost fainted. **He was not happy.**

God asked, “**Are you mad that the plant died?**”

“Yes,” said Jonah.

God said, “**You cared about the plant, but you did not take care of it or make it grow. The city of Nineveh has many people. I made them, and I care about them.** There are many animals too. **Aren’t people and animals more important than a plant?**”

Christ Connection: God told Jonah to go to his enemies and tell them to stop sinning. Jonah did not want to go. Later, God sent His own Son, Jesus, to go to His enemies and tell them to stop sinning. Unlike Jonah, Jesus wanted to obey God. He died on the cross to save us from sin.

Bible Storytelling Tips

- **Use props:** Show items, such as a toy boat, a picture of an ocean, a large toy fish, a plant, or a picture of a worm, as you tell the Bible story. Hold up each item when you come to that part of the Bible story.
- **Dramatic conversation:** Use a dramatic voice to emphasize the fear of the sailors, deepen your voice when God speaks, and use hand gestures for the storm and wind.

INTRODUCE the Story



SESSION TITLE: Jonah, Prophet to Nineveh

BIBLE PASSAGE: Jonah

STORY POINT: God loves all people.

KEY PASSAGE: 2 Peter 3:9

BIG PICTURE QUESTION: Why should we obey God? We should obey God because He made us, He loves us, and His plans are good.

Welcome time

- “God Is in Control” song
- offering basket
- Allergy Alert
- favorite toys related to the Bible story theme

Play a theme song in the background as you greet preschoolers and follow your church’s security procedures. Set an offering basket near the door to collect at an appropriate time. Post an allergy alert, if necessary. Set out a few favorite theme-related toys, such as puzzles and blocks.

Activity page

- “Belly of the Fish” activity page, 1 per child
- crayons or markers

Invite preschoolers to use the key to find and circle the items hidden in the picture.

SAY • Good job finding those items in the fish’s belly. Those are not things you would expect to find in the belly of a fish. You especially wouldn’t expect to find a man in the belly of a fish, but that really happened in today’s Bible story. Listen to the story to find out why God sent a big fish to swallow His prophet Jonah.

LOW PREP

- construction paper
- markers or crayons
- tape

Make a megaphone

Guide each preschooler to decorate a piece of construction paper with markers or crayons. Show preschoolers how to roll the paper in a cone to make a megaphone. Tape the edges together. Lead preschoolers to walk around the room announcing to each other, “**God loves all people.**”

SAY • God told Jonah to go to a city named Nineveh. God loved the people in Nineveh, so He wanted Jonah to tell the people to stop doing wrong things. What do you think Jonah did? We will hear about Jonah's adventures in today's Bible story.

Make a people collage

Lead preschoolers to look through magazines and clothing catalogs to find pictures of people. Guide them to cut out the people and glue them on a large sheet of paper or poster board. Help a preschooler tear out the page so she can cut out the picture easily. Cut out the pictures before the session for younger preschoolers. Write **God loves all people** on a construction paper heart. Glue the heart on the completed collage. Display the collage where children can see it.

- magazines or catalogs
- blunt-tipped scissors
- large sheet of paper or poster board
- glue sticks
- construction paper
- marker

SAY • Did you know God loves you? He does! **God loves all people.** God loves people like you, and He loves people who are different from you. God loves people who make good choices, and He loves people who make wrong choices. In our Bible story today, we will hear about some people God loved who were making wrong choices. They lived in a city called Nineveh. God sent a man named Jonah to tell them about Him.

Transition to teach the story

To gain the attention of all the preschoolers to move them to Bible study, show the countdown video, flip off the lights, or clap a simple rhythm for the children to copy. Encourage children to pretend to row boats as they move to Bible study.

- countdown video (optional)

TEACH the Story



SESSION TITLE: Jonah, Prophet to Nineveh

BIBLE PASSAGE: Jonah

STORY POINT: God loves all people.

KEY PASSAGE: 2 Peter 3:9

BIG PICTURE QUESTION: Why should we obey God? We should obey God because He made us, He loves us, and His plans are good.

Introduce the Bible story

- Bible
- bookmark
- Giant Timeline

Place a bookmark at Jonah in your Bible. Invite a preschooler to open it. Reverently display the open Bible.

SAY • Today's Bible story from the Book of Jonah in the Old Testament is very exciting, but what makes it most exciting is that it is true! All the stories in the Bible are true. The Bible is God's Word.

Point to the Bible story picture on the giant timeline. Remind children that all the stories in the Bible fit together to tell an even bigger story. The Bible tells us the big story of how God rescues sinners through His Son, Jesus.

Watch or tell the Bible story

- Story Point Poster
- "Jonah, Prophet to Nineveh" video (optional)
- Bible Story Picture Poster

Show the video or tell the Bible story using the provided storytelling tips. Use the bolded version of the Bible story for young preschoolers.

SAY • The people in Nineveh were doing wrong things. **God loves all people**, so He told Jonah to go tell them to stop sinning. Jonah did not want to go because the Ninevites were enemies of Israel. He finally went and the people repented. Later, God sent His own Son, Jesus, to go to His enemies and tell them to stop sinning. Unlike Jonah, Jesus wanted to obey God. He died on the cross to save us from sin.

Practice the key passage

Place the key passage marker at 2 Peter 3:9. Invite a child to open your Bible to the key passage. Read the key passage aloud. Create motions for the verse using the key passage song for inspiration. Repeat the verse loudly and softly.

SAY • The Ninevites deserved to be punished for their sin, and so did Jonah, but God was patient. He waited for them to turn from their sin and turn to Him. God is patient with us too. Instead of punishing our sin like we deserve, God sent Jesus to be punished for our sin instead. When we turn from our sin and trust in Jesus, God forgives us.

Sing the key passage song, “The Lord Is Patient With You,” and the theme song, “God Is in Control.”

- Bible
- Key Passage Marker
- Key Passage Poster
- “The Lord Is Patient With You” song
- “God Is in Control” song

Learn the big picture question

SAY • Our big picture question is, *Why should we obey God? We should obey God because He made us, He loves us, and His plans are good.* God reminded Jonah that He made the people of Nineveh and He cared about them. God wanted them to stop sinning and obey Him.

- Big Picture Question Poster



Missions moment

Show the picture of Bill Wallace.

SAY • Bill Wallace obeyed when God sent him to China to tell the people there about Jesus. Some people in China didn’t like Bill Wallace telling them about God, but he didn’t stop. He wanted to obey God no matter what. He stayed in China his whole life.

- “Bill Wallace Photo” printable

Pray and transition to experience the story

EXPERIENCE The Story



SESSION TITLE: Jonah, Prophet to Nineveh

BIBLE PASSAGE: Jonah

STORY POINT: God loves all people.

KEY PASSAGE: 2 Peter 3:9

BIG PICTURE QUESTION: Why should we obey God? We should obey God because He made us, He loves us, and His plans are good.

LOW PREP

- classroom items
- painter's tape (optional)

Move through an obstacle course

Set up an obstacle course to simulate Jonah's journey using existing classroom items. For example, preschoolers may jump over a painter's tape line to simulate Jonah being thrown off the boat. Preschoolers may crawl under a table and count to three to simulate being in the belly of the fish for three days. Preschoolers may return to the starting line and then go the opposite direction to simulate Jonah's delayed obedience in going to Nineveh.

SAY • God loves all people. God told Jonah to go to the Ninevites, Jonah's enemies, and tell them to stop sinning. Jonah did not want to go. Later, God sent His own Son, Jesus, to go to His enemies and tell them to stop sinning. Unlike Jonah, Jesus wanted to obey God. Jesus died on the cross to save us from sin.

Sequence the story

- "Jonah Sequencing Cards" printable
- scissors (adult use)

Print and cut apart the "Jonah Sequencing Cards." Encourage the children to put the cards in order. Retell the portions of the Bible story as necessary to prompt children.

SAY • You remembered the Bible story. God loved the people of Nineveh and wanted them to quit doing things that were wrong. **God loves all people.** God loves us and sent Jesus not only to tell us to quit

doing wrong things, but to take the punishment for the wrong things we do. Jesus willingly obeyed. Jesus died on the cross to rescue us from sin.

Draw an underwater scene

Encourage preschoolers to use crayons to draw an underwater scene. Encourage the children to press heavily with the crayons as they draw fish, the bottom of a boat, seaweed, shells, and Jonah. When the children are finished with their ocean scenes, help them brush a thin layer of blue watercolor paint over the entire picture.

- paper
- crayons
- blue watercolor paint
- paintbrushes
- water
- cups

SAY • God sent Jonah to Nineveh to tell the people to stop doing wrong things. Jonah did not want to go, so he got on a boat and went the other way! God sent a terrible storm, and the sailors on the boat with Jonah were very afraid. Jonah told them that he was not obeying God. Then he told them to throw him into the water. They threw Jonah in the water and the storm stopped. God sent a big fish that swallowed Jonah. How many days was Jonah in the big fish's belly? Yes, three days! God took care of Jonah and Jonah finally went to Nineveh. Remember our big picture question and answer? ***Why should we obey God? We should obey God because He made us, He loves us, and His plans are good.***

Look at books about different countries

Gather several books about different countries. Choose books with many photographs. Help children write their names on several sticky notes. Show them how to use the notes as bookmarks to mark pictures of children or adults in the others countries. Look at the pictures together, and

- books about different countries
- globe
- sticky notes
- markers

comment that **God loves all people**. Look at a globe, and find your state and the countries described in the books.

SAY • You found some interesting photographs of people who live all over the world. We know that **God loves all people**. God loves us, and He loves the people in these books. God loved the people of Nineveh and sent Jonah to tell them to stop doing wrong things. Remember God sent Jesus to tell us to stop doing wrong things, too. Jesus died on the cross to take the punishment we deserved for our sin. I am glad that God loves all people, including you and me.



Taste rice

- Allergy Alert
- cooked rice
- bowls
- spoons

Post an allergy alert. Distribute bowls and spoons. Serve each preschooler a small portion of cooked rice, and invite her to try it. Ask preschoolers if they have eaten rice before and how they like to eat it, such as with gravy, butter, or plain.

SAY • Rice is a very popular food in China. God sent Dr. Bill Wallace to China. When Dr. Wallace lived there, some people in China did not have much food. They only ate one small bowl of rice each day. Dr. Wallace was a doctor, so he helped the people when they got sick. Dr. Bill Wallace obeyed God by going to China, helping the people and telling them about Jesus.

Snack and review

Play the countdown video to signal the end of activities. Wash hands and gather preschoolers for snack time. Pray, thanking God for the snack.

Serve cups of blue gelatin and gummy fish for snack. Comment that Jonah thanked God for sending the fish to save him from the storm. **God loves all people.** God loved the people in Nineveh and wanted them to obey Him. The second time God told Jonah to go to Nineveh, he obeyed.

Show the Bible story picture as you ask the following questions. Retell parts of the Bible story as needed.

1. What did God tell Jonah to do? (*Go to Nineveh. Tell the people there to stop doing wrong things.*)
2. Who sent the big fish to swallow Jonah? (*God*)
3. What did Jonah shout when he finally went to Nineveh? (*In 40 days, God will destroy Nineveh!*)
4. What happened to the plant God sent to shade Jonah from the sun? (*God sent a worm. The worm ate the plant, and the plant died.*)
5. ***Why should we obey God? We should obey God because He made us, He loves us, and His plans are good.***

Transition

When preschoolers finish their snack, they may color the Bible story coloring page, play a simple game to practice the key passage or big picture question, or sing along to the key passage or theme song.

If parents are picking up their children at this time, tell them something that their child enjoyed doing or did well during the session. Distribute the preschool big picture cards for families.

- countdown video (optional)
- Allergy Alert
- paper cups and napkins
- snack food
- Bible Story Picture Poster
- Big Picture Question Poster
- blue gelatin (optional)
- gummy fish (optional)

- Bible Story Coloring Page
- crayons
- Key Passage Poster
- Big Picture Question Poster
- "The Lord Is Patient With You" song
- "God Is in Control" song
- Big Picture Cards for Families: Babies, Toddlers, and Preschoolers



Use Week of:

Unit 14 • Session 2

Hosea, Prophet to Israel

BIBLE PASSAGE:

Hosea

STORY POINT: God loves people who do not love Him back.

KEY PASSAGE:

2 Peter 3:9

BIG PICTURE QUESTION:

Why should we obey God? We should obey God because He made us, He loves us, and His plans are good.

INTRODUCE THE STORY
(15–20 MINUTES)
PAGE 72



TEACH THE STORY
(10–15 MINUTES)
PAGE 74



EXPERIENCE THE STORY
(20–25 MINUTES)
PAGE 76



Additional resources are available at gospelproject.com. For free training and session-by-session help, visit MinistryGrid.com/gospelproject.

LEADER Bible Study

Hosea was a prophet to the Northern Kingdom of Israel for at least forty years. God sent Hosea to tell Israel of God's hatred toward sin and of His coming judgment. (See Hos. 4:1,6.) God also sent Hosea to bring a message of love—a love that never gives up. (See Hos. 11:7-9.)

To get the message across to the Israelites, God used Hosea's own life to show Israel what a never-gives-up kind of love looks like. Hosea obeyed God's instructions to marry a prostitute. Hosea loved Gomer as his wife, even though he knew she would not be faithful to him. Gomer gave birth to children who were conceived with other men. Can you imagine Hosea's grief each time he realized his wife's unfaithfulness?

It would have been easier for Hosea to end his marriage covenant—to throw up his hands and say, "Enough! I'm done with you!" Yet God's people were no different than Gomer. They were spiritual adulterers. Their hearts chased after other lovers by loving and worshipping idols.

It would have been easier for God to end the Mosaic covenant—to throw up His hands and say, "Enough! I'm done with you!" But God's love never gives up. God gave Hosea a love for his wife that compelled him to buy her back from the slave market after all she had done. In the same way, God sought after His unfaithful people even after all they had done. God paid a high price—the life of His Son, Jesus—to bring them back to Himself.

Remember to present the story of Hosea in an age-appropriate way. God used Hosea's unfaithful wife to show the people of Israel that they were unfaithful to Him. Even when God's people worship false idols, He is ready to forgive those who turn back to Him. God's love is deep, and it never gives up. He goes after His people and loves them back to Himself.

The BIBLE Story

Hosea, Prophet to Israel

Hosea

God wanted to teach His people a lesson. So **God told the prophet Hosea, “Go and get married. But your wife will not love you with her whole heart.”** God also said, “Be a daddy to her children.”

God was going to use Hosea’s life to teach the people of Israel what God’s love is like. Hosea’s wife treated Hosea like the people of Israel treated God. The people did not love God with their whole hearts; they loved other things and people more than they loved God.

It isn’t easy to love someone who doesn’t love you back, but **Hosea obeyed God. He married a woman named Gomer.** Gomer had a baby boy. God told Hosea to name the baby Jezreel. The name *Jezreel* meant that God was going to punish Israel.

Then Gomer had a baby girl. God told Hosea to name the baby “No Mercy.” God was not going to show mercy to the people anymore. He was going to give them what they deserved, and they deserved to be punished.

Awhile later, Gomer had another baby boy. God said, “Name him ‘Not My People.’” For a long time, the people of Israel had been God’s people. He had promised to take care of them if they obeyed Him. But



God's people did not obey Him. So God said, "You are not My people."

Gomer did not love Hosea like a wife should love her husband. She ran away from home. The people too did not love God like they should. They ran away from Him.

What do you think Hosea did when Gomer ran away? She had done many things to hurt him. Did he let her go? No! When someone you love goes missing, you go after her! **Hosea found Gomer and paid money to bring her back home. Hosea loved his wife even though she had hurt him. Hosea would never stop loving Gomer.**

Hosea said to the people, "Turn back to God. He still loves you. He is going to punish you for your sin, but then He will take care of you." God loves His people with a love that never gives up. God had a plan to get His people back no matter what.

Christ Connection: Gomer did not love Hosea with all her heart. She did things that made Hosea sad, but Hosea still loved Gomer. God's people do not love God with all their hearts. We do things that make God sad, but God still loves us. He showed us His love by sending Jesus to rescue us from sin.

Bible Storytelling Tips

- **Listen for the word *love*:** Give each child a red paper heart. Encourage children to hold up the heart anytime they hear the word *love* in the Bible story.
- **Use props:** Display a paper heart, a picture of a bride, a baby doll, and binoculars to "look" for someone. Hold up each item at the appropriate moment in the Bible story.

INTRODUCE the Story



SESSION TITLE: Hosea, Prophet to Israel

BIBLE PASSAGE: Hosea

STORY POINT: God loves people who do not love Him back.

KEY PASSAGE: 2 Peter 3:9

BIG PICTURE QUESTION: Why should we obey God? We should obey God because He made us, He loves us, and His plans are good.

Welcome time

- "God Is in Control" song
- offering basket
- Allergy Alert
- favorite toys related to the Bible story theme

Play a theme song in the background as you greet preschoolers and follow your church's security procedures. Set an offering basket near the door to collect at an appropriate time. Post an allergy alert, if necessary. Set out a few favorite theme-related toys, such as puzzles and blocks.

Activity page

- "Have You Seen Her?" activity page, 1 per child
- crayons or markers

Invite preschoolers to use the key to find and circle Hosea and Gomer in the picture.

SAY • Gomer is a woman in our Bible story today. God told a man named Hosea to marry Gomer. God used Hosea and Gomer's marriage to teach God's people what His love is like.

LOW PREP

- paper
- crayons or markers

Tip: Be sensitive to family situations.

Draw your family

Give each child a piece of paper. Invite children to draw a picture of their family with crayons or markers. Encourage children to name the people in their families. Write family members' names under their pictures or spell the names for older preschoolers to write.

SAY • God planned for families to love one another and care for one another. Your family loves one another! In our Bible story today, we will hear about a family.

The daddy in this family loved the mommy very much, but the mommy did not love the daddy like a wife should love her husband. Listen to the Bible story to hear how God used this family to teach His people, Israel, about His love.

Find the hearts

Cut large construction paper hearts from several colors of paper. Cut each heart into four pieces. Hide the pieces around the room. Tell each child a different color, and ask him to find the four pieces that are his color and bring them back. Put the heart puzzles together.

SAY • You found all of the hearts. Hearts remind me of love. God loves us with His whole heart. He wants us to love Him with our whole hearts, too. In our Bible story today, we will hear about a husband who loved his wife with his whole heart even though she did not love him in the same way. Listen to the Bible story to hear how this husband's love for his wife teaches us about God's love for us.

LOW PREP

- construction paper
- scissors (adult use)

Transition to teach the story

To gain the attention of all the preschoolers to move them to Bible study, show the countdown video, flip off the lights, or clap a simple rhythm for the children to copy. Clap a simple rhythm for the children to follow as they move to Bible study.

- countdown video (optional)

TEACH the Story



SESSION TITLE: Hosea, Prophet to Israel

BIBLE PASSAGE: Hosea

STORY POINT: God loves people who do not love Him back.

KEY PASSAGE: 2 Peter 3:9

BIG PICTURE QUESTION: Why should we obey God? We should obey God because He made us, He loves us, and His plans are good.

Introduce the Bible story

- Bible
- bookmark
- Giant Timeline

Place a bookmark at Hosea in your Bible. Invite a preschooler to open it. Reverently display the open Bible.

SAY • The Bible is the most important book there is because the Bible is God's Word. All God's words are true. Today's Bible story is in the Old Testament in the Book of Hosea.

Point to the Bible story picture on the giant timeline. Remind children that all the stories in the Bible fit together to tell an even bigger story. The Bible tells us the big story of how God rescues sinners through His Son, Jesus.

Watch or tell the Bible story

- Story Point Poster
- "Hosea, Prophet to Israel" video (optional)
- Bible Story Picture Poster

Show the video or tell the Bible story using the provided storytelling tips. Use the bolded version of the Bible story for young preschoolers.

SAY • God told Hosea to marry Gomer and to love her even when she loved other people more than him. When Gomer ran away, Hosea found her and brought her home. Hosea's love for Gomer shows us how God loves us. We do things that make God sad, but God still loves us. **God loves people who do not love Him back.** He showed us His love by sending Jesus to rescue us from sin.

Practice the key passage

Place the key passage marker at 2 Peter 3:9. Invite a child to open your Bible to the key passage. Read the key passage aloud. Lead preschoolers in using different voices to say the key passage such as happy, sad, loud, quiet, and so forth.

SAY • God’s people loved other things more than they loved God. Their sin deserved to be punished, but like our key passage says, God was patient with them. He used Hosea’s life to teach them what His love is like. God is patient with us too. He wants us to turn from our sin and turn to Him.

Sing the key passage song, “The Lord Is Patient With You,” and the theme song, “God Is in Control.”

- Bible
- Key Passage Marker
- Key Passage Poster
- “The Lord Is Patient With You” song
- “God Is in Control” song

Learn the big picture question

SAY • Can you say our big picture question with me? *Why should we obey God? We should obey God because He made us, He loves us, and His plans are good. God loves people who do not love Him back.* We can trust that the rules He gives us are for our good.

- Big Picture Question Poster



Missions moment

Pass around a Chinese Bible or show preschoolers the “Chinese Bible Verse” printable.

SAY • This is what words in the Chinese language look like. Things were very different in China from what Dr. Bill Wallace knew living in America, but he knew all people need to know about Jesus because He loves them. Let’s watch a video about Dr. Wallace.

Show the “Bill Wallace to China” missions video.

- Chinese Bible or “Chinese Bible Verse” printable
- “Bill Wallace to China” missions video

Pray and transition to experience the story

EXPERIENCE the Story



SESSION TITLE: Hosea, Prophet to Israel

BIBLE PASSAGE: Hosea

STORY POINT: God loves people who do not love Him back.

KEY PASSAGE: 2 Peter 3:9

BIG PICTURE QUESTION: Why should we obey God? We should obey God because He made us, He loves us, and His plans are good.

LOW PREP

- sticky notes
- marker
- poster board or empty bulletin board
- paper (optional)
- tape (optional)

Tip: Be sensitive to family situations.

- heavyweight paper
- scissors (adult use)
- heart and cross stickers
- hole punch
- ribbon
- adhesive labels (optional)
- markers (optional)

List ways families show love

Encourage children to name ways the members of their families show love to one another. Write the children's suggestions on sticky notes. Let each child place a note on a poster or an empty bulletin board. Help children think of ways they help other family members and ways other family members help them. If sticky notes are not available, cut paper into smaller pieces and tape them on the poster or bulletin board.

SAY • Loving people who love and help us is easy. It is hard to love people who make us sad or don't love us, isn't it? Our Bible story today taught us that **God loves people who do not love Him back.** We are sinners and do not love God like we should. But God doesn't love us because of what we do or how we treat Him. God loves us just because He loves us! No matter what You do—right things or wrong things—God will always love you! Isn't that wonderful news?

Make a bookmark

Cut sheets of heavyweight paper into four wide strips to create bookmarks. Write the story point on each bookmark. Give each preschooler a bookmark. Invite children to decorate their bookmarks with heart and cross stickers.

If stickers are unavailable, draw hearts and crosses on adhesive labels. Help a child punch a hole in the end of her bookmark and thread a ribbon through it. Show a preschooler how to use the bookmark to mark a Bible.

SAY • God used Hosea’s life to teach the people of Israel what His love is like. **God loves people who do not love Him back.** We see this in the Bible. When we do wrong things and wonder, *Can God really love me?* all we have to do is remember Jesus. God showed how much He loves us when He sent Jesus to die on the cross to rescue us from sin. God will never stop loving you.

Care for a baby

Gather baby dolls and baby care items such as a diaper bag, blankets, bottles, empty baby powder container, baby wipes, and extra doll clothes. Print and cut apart the “Baby Care Photos” printable. Encourage children to play with the dolls and care for them. Comment that parents feed their babies, wash them, and take care of them because they love them. Talk about what the parents are doing in each of the baby care photos.

SAY • You took good care of the babies. Mommies and daddies take care of their children because they love them! God planned for mommies and daddies to love each other, too. Gomer did not love Hosea with all her heart. She did things that made Hosea sad, but Hosea still loved Gomer. God’s people do not love God with all their hearts. We do things that make God sad, but God still loves us. **God loves people who do not love Him back.** He showed us His love by sending Jesus to rescue us from sin.

- “Baby Care Photos” printable
- scissors (adult use)
- baby dolls
- baby care items such as a diaper bag, blankets, bottles, empty baby powder container, baby wipes, and extra doll clothes

Tip: Be sensitive to family situations.

- paper
- markers
- magnetic letters
- baby name book (optional)

Spell names with magnetic letters

Write the names *Hosea*, *Gomer*, *Jezeel*, *No Mercy*, and *Not My People* on individual sheets of paper. Guide the children to spell the names with magnetic letters. Encourage the children to spell their own names with the magnetic letters. Write a child's name on a piece of paper if he is unsure how to spell his name. Consider looking up children's names in a baby name book or on a mobile device.

SAY • Good job spelling Jezeel. Do you know anyone named Jezeel? I don't know anyone with these names. God told Hosea to name Gomer's children these names as a warning to His people who were not obeying Him. God warned the people because He loved them. **God loves people who do not love Him back.**



Pretend to visit a home in China

Explain to preschoolers that you all will pretend to visit with Christian friends in China. Ask preschoolers to take off their shoes and stack them neatly against the wall. Then invite preschoolers to sit with you on the floor. Quietly sing a familiar song about Jesus together. Whisper a Bible verse to them and pray quietly together.

SAY • People in China cannot meet in church buildings to worship God because it is not allowed, so they meet together in homes. Let's pray for the people of China to one day be able to worship God everywhere. Let's pray for the people who have already trusted in Jesus to rescue them from sin and those who don't know Him yet too. Let's ask that all the people in China will learn that **God loves people who do not love Him back.**

· Bible

Snack and review

Play the countdown video to signal the end of activities. Wash hands and gather preschoolers for snack time. Pray, thanking God for the snack.

Serve pita bread, cheese, and dates for snack. Remark that these are foods families like Hosea and Gomer's would have eaten in Bible times. Hosea loved Gomer and her children even when she did not love him. God's love is like that. **God loves people who do not love Him back.**

Show the Bible story picture as you ask the following questions. Retell parts of the Bible story as needed.

1. Why did God tell Hosea to marry Gomer? (*to teach the people of Israel what God's love is like*)
2. Why did Gomer run away from home? (*She did not love Hosea like a wife should love her husband.*)
3. What do you do when someone you love goes missing? (*You go after him or her.*)
4. What did Hosea tell the people? (*Turn back to God. He still loves you.*)
5. ***Why should we obey God? We should obey God because He made us, He loves us, and His plans are good.***

Transition

When preschoolers finish their snack, they may color the Bible story coloring page, play a simple game to practice the key passage or big picture question, or sing along to the key passage or theme song.

If parents are picking up their children at this time, tell them something that their child enjoyed doing or did well during the session. Distribute the preschool big picture cards for families.

- countdown video (optional)
- Allergy Alert
- paper cups and napkins
- snack food
- Bible Story Picture Poster
- Big Picture Question Poster
- pita bread (optional)
- cheese (optional)
- dates (optional)

- Bible Story Coloring Page
- crayons
- Key Passage Poster
- Big Picture Question Poster
- "The Lord Is Patient With You" song
- "God Is in Control" song
- Big Picture Cards for Families: Babies, Toddlers, and Preschoolers



Use Week of:

Unit 14 • Session 3

Israel Taken Captive

BIBLE PASSAGE:

2 Kings 17

STORY POINT:

Israel did not listen to God's warning.

KEY PASSAGE:

2 Peter 3:9

BIG PICTURE QUESTION:

Why should we obey God? We should obey God because He made us, He loves us, and His plans are good.

INTRODUCE THE STORY
(15–20 MINUTES)
PAGE 84



TEACH THE STORY
(10–15 MINUTES)
PAGE 86



EXPERIENCE THE STORY
(20–25 MINUTES)
PAGE 88



Additional resources are available at gospelproject.com. For free training and session-by-session help, visit MinistryGrid.com/gospelproject.

LEADER Bible Study

God's people had a history of disobeying God. Sin separated them from God. But man was created to know and love God, and God was working out a plan to bring His children back to Himself. Like any good father, God knows that disobedience needs to be punished. "For the LORD disciplines the one he loves, just as a father disciplines the son in whom he delights" (Prov. 3:12).

After the tribes of Israel split into the Northern Kingdom and Southern Kingdom, God sent prophets to both kingdoms to warn the people to turn from their sins and obey God. Over the course of 200 years, the prophets Elijah, Elisha, Jonah, Amos, and Hosea spoke to Israel and warned them of the consequences of their idolatry. They called for Israel to repent and turn back to God. But Israel did not listen.

God had been very patient with the Israelites. He had helped them in times of trouble and delayed their punishment because He is gracious and compassionate. (See 2 Kings 13:23.) But God knew His people would not love Him with all their hearts.

Finally, God had had enough. Evil King Hoshea ruled over Israel, and God allowed Israel's enemies to send the people into exile. The king of Assyria attacked Israel and laid siege to Samaria. Assyria captured Samaria and forced the people to leave the city. The Northern Kingdom of Israel was destroyed and the people were scattered, just as God had said it would be. (See 1 Kings 14:15.)

Israel's exile was God's judgment on their sin but God was not finished working among His people. God was still working out His plan to keep His covenant promises. As you teach, point preschoolers to Jesus, the answer to God's promises. We too disobey God, but Jesus took God's judgment for our sin upon Himself. Jesus changes our hearts, brings us into God's presence, and keeps us there.

The BIBLE Story

Israel Taken Captive

2 Kings 17

God had done so many good things for the Israelites. Do you remember that God saved His people from Egypt when they were slaves? He sent Moses to lead them. God took care of them and gave them a new home. **But** after awhile, the people forgot about God.


Instead of worshiping God, they worshiped other things. This is exactly what God told them not to do!

God had warned His people. He sent men called prophets to tell them to stop doing wrong things. Did the people listen to the prophets? No. In fact, they did even more wrong things!

Hoshea (hoh SHEE uh) became the king of Israel. Israel was a kingdom in the north. **King Hoshea did many evil things.**

At this time, the people of Assyria were enemies of Israel. Assyria's army was bigger and stronger than Israel's army, so Hoshea gave money to the king of Assyria to leave Israel alone.

One day, Hoshea stopped giving money to the king of Assyria. Instead, he asked the king of Egypt to protect Israel. This made the king of Assyria mad! He liked getting money from Hoshea. **So the king of Assyria attacked Israel with his big, strong army and**



Hoshea was thrown into prison.

The king of Assyria took over the city, and the army made all of the people leave their homes. They started walking. They walked and walked and walked. The army made the people of Israel walk far away to the land of Assyria.

What a sad thing to happen to the people of Israel! God's people were prisoners in another land, **but God was still in control.** God let His people be taken away from their homes because they had sinned. They had broken **God's** laws and forgotten about Him. This is why God said, "Enough!" **His people were hurting Him and themselves by continuing to sin.**

God loved His people too much to let them keep living this way, so He let their enemies attack them and take them far away from home.

Christ Connection: God's people disobeyed Him over and over again, so God punished them and sent them away from their home. We disobey God over and over again too, but Jesus took our punishment for us. People who trust in Jesus will never be sent away but have a home with God forever.

Bible

Storytelling Tips

- **Travel with the story:** Identify a space in your church a good distance from your classroom. When you come to the part of the story where the Israelites walked to Assyria, lead the group to that space. Finish telling the Bible story there. Be sure to follow your church's security procedures regarding leaving the classroom.
- **Draw the story:** Illustrate the story on a dry erase board as you tell it by drawing simple stick figures.

INTRODUCE the Story



SESSION TITLE: Israel Taken Captive

BIBLE PASSAGE: 2 Kings 17

STORY POINT: Israel did not listen to God's warning.

KEY PASSAGE: 2 Peter 3:9

BIG PICTURE QUESTION: Why should we obey God? We should obey God because He made us, He loves us, and His plans are good.

Welcome time

- "God Is in Control" song
- offering basket
- Allergy Alert
- favorite toys related to the Bible story theme

Play a theme song in the background as you greet preschoolers and follow your church's security procedures. Set an offering basket near the door to collect at an appropriate time. Post an allergy alert, if necessary. Set out a few favorite theme-related toys, such as puzzles and blocks.

Activity page

- "Leaving Home" activity page, 1 per child
- crayons or markers

Guide preschoolers to use a crayon or marker to complete the maze that takes God's people to Assyria. Encourage preschoolers to try to stay in the middle of the path.

SAY • Today's Bible story is a very sad one. God's people were taken away from their home: the land God promised them long ago and had given them. Listen to our Bible story to hear why God's people had to be taken away.

LOW PREP

- beanbag or paper

Toss a beanbag

Take turns gently tossing a beanbag across the room. You may use crumpled paper if a beanbag is unavailable. Invite the group to count together the number of steps it takes the child who tossed the beanbag to walk and retrieve it. Continue until every child has had a turn.

SAY • We tossed the beanbag then walked to pick it up and

bring it back. You walked a short time. Would you be tired if you walked for days and days? In our Bible story today, the people of Israel had to walk a long way. They had to leave their homes. Listen to our Bible story to hear why they had to leave their homes and walk so far.

Sort money

Set out a variety of coins. Invite preschoolers to sort the coins. They may sort by size, color, or matching coins. Suggest preschoolers put like coins in cups. Make sure preschoolers do not put the coins in their mouths. Sanitize hands after handling coins.

- Allergy Alert
- various coins
- cups
- hand sanitizer

SAY • In today's Bible story, Israel had a king named Hoshea. King Hoshea was afraid of Assyria's army because it was bigger and stronger than Israel's army. King Hoshea gave money to the king of Assyria to leave Israel alone. Listen to hear how God used the king of Assyria in His plan to turn Israel back to Him.

Transition to teach the story

To gain the attention of all the preschoolers to move them to Bible study, show the countdown video, flip off the lights, or clap a simple rhythm for the children to copy. Give directions such as jump, hop, skip, and twirl as children move to Bible study.

- countdown video (optional)

TEACH the Story



SESSION TITLE: Israel Taken Captive

BIBLE PASSAGE: 2 Kings 17

STORY POINT: Israel did not listen to God's warning.

KEY PASSAGE: 2 Peter 3:9

BIG PICTURE QUESTION: Why should we obey God? We should obey God because He made us, He loves us, and His plans are good.

Introduce the Bible story

- Bible
- bookmark
- Giant Timeline

Place a bookmark at 2 Kings 17 in your Bible. Invite a preschooler to open it. Reverently display the open Bible.

SAY • There is no other book like the Bible in the whole world. The Bible is God's Word, and God's Word is true. Our Bible story today is from 2 Kings in the Old Testament.

Point to the Bible story picture on the giant timeline. Remind children that all the stories in the Bible fit together to tell an even bigger story. The Bible tells us the big story of how God rescues sinners through His Son, Jesus.

Watch or tell the Bible story

- Story Point Poster
- "Israel Taken Captive" video (optional)
- Bible Story Picture Poster

Show the video or tell the Bible story using the provided storytelling tips. Use the bolded version of the Bible story for young preschoolers.

SAY • God's people disobeyed Him over and over again. **Israel did not listen to God's warning.** God loved His people too much to let them keep living this way, so He punished them and sent them away from their home. We disobey God over and over again too, but Jesus took our punishment for us. People who trust in Jesus will never be sent away but have a home with God forever.

Practice the key passage

Place the key passage marker at 2 Peter 3:9. Invite a child to open your Bible to the key passage. Read the key passage aloud. Review the key passage using the motions you created. Guide the girls to say the key passage together and then the boys. Repeat several times.

SAY • God wanted His people to repent, to stop sinning and obey Him. God was patient and gave them many chances to turn back to Him, but they did not listen to Him. When we sin, we can tell God we are sorry. God forgives our sin because Jesus took our punishment when He died on the cross.

Sing the key passage song, “The Lord Is Patient With You,” and the theme song, “God Is in Control.”

- Bible
- Key Passage Marker
- Key Passage Poster
- “The Lord Is Patient With You” song
- “God Is in Control” song

Learn the big picture question

SAY • Our big picture question reminds us why we should obey God the first time. Say it with me. ***Why should we obey God? We should obey God because He made us, He loves us, and His plans are good.***

- Big Picture Question Poster



Missions moment

Show the picture from Bill Wallace’s life in China.

SAY • Bill Wallace was a doctor who obeyed God and went to China. One day, it became very dangerous for the people at the hospital. Dr. Wallace and other hospital workers moved the patients into boats to take them to a safe place. He kept helping them, even when they were moving back and forth on the boat!

Pray for missionaries who help people around the world.

- “Bill Wallace in China Photo” printable

Pray and transition to experience the story

EXPERIENCE the Story



SESSION TITLE: Israel Taken Captive

BIBLE PASSAGE: 2 Kings 17

STORY POINT: Israel did not listen to God's warning.

KEY PASSAGE: 2 Peter 3:9

BIG PICTURE QUESTION: Why should we obey God? We should obey God because He made us, He loves us, and His plans are good.

LOW PREP

• walking rope
(optional)

Tip: Follow your church's security procedures for leaving the classroom.

Take a walk

Lead preschoolers on a walk around the church. Use a walking rope if available. Walk outside if weather and safety permit. As you walk, talk about how the Israelites must have felt walking away from their homes to Assyria.

SAY • The Assyrian army made the people of Israel walk far away to the land of Assyria. God let this happen because His people disobeyed Him over and over again. God loved His people too much to let them keep disobeying Him. God loves us and wants us to obey Him too. *Why should we obey God? We should obey God because He made us, He loves us, and His plans are good.*

LOW PREP

Listen and do

Form groups of three preschoolers. Assign each child in the group a number 1, 2, or 3. Designate *child 1* to be the leader of the group. Encourage him or her to give a direction for the other two children to follow such as, "Jump three times" or "Touch a windowsill and come back to our group." After a few minutes, say, "Freeze." Send all children back to their groups. Announce that *child 2* is the new leader and will give the directions. Continue by giving *child 3* an opportunity to be the leader.

SAY • Great job listening to your leaders and obeying their directions. The people of Israel did not obey God’s directions. God said to worship only Him, but they worshiped other things. **Israel did not listen to God’s warning.** God’s people disobeyed Him over and over again, so God punished them and sent them away from their home. We disobey God over and over again too, but Jesus took our punishment for us. People who trust in Jesus will never be sent away but have a home with God forever.

Decorate a king’s crown

Print a “Crown” printable for each child. Provide a variety of jewel-colored or glittery scrapbook papers, scissors, decorative hole punches, glue sticks, and markers. Encourage each child to cut out his crown and then decorate it by punching or cutting shapes from the paper and gluing them in place. Precut crowns for younger preschoolers. Help children tape their completed crowns together to fit their heads.

SAY • The people of Israel had a king, Hoshea. King Hoshea did many evil things. He and the people of **Israel did not listen to God’s warning,** so God punished them and sent them away from their home. We disobey God over and over again too, but Jesus took our punishment for us. People who trust in Jesus will never be sent away but have a home with God forever.

- “Crown” printable, 1 per child
- jewel-colored or glittery scrapbook paper
- blunt-tipped scissors
- decorative hole punches
- markers
- glue sticks
- clear tape

Think and move

Print the “Obey/Disobey” printable. Tape the two signs on opposite sides of the room. Cut apart the scenario cards.

- “Obey/Disobey” printable
- tape
- scissors (adult use)
- bag or basket

Place the cards in a bag or basket. Invite a child to draw one. Read the scenario to the children. Encourage them to move to the sign that answers the question.

SAY • I don't know about you, but I don't always obey. Sometimes I make wrong choices. I'm so glad that God never stops loving me like He never stopped loving His people. *Why should we obey God? We should obey God because He made us, He loves us, and His plans are good.* God never stops loving you when you disobey either. God loves us so much that He made a plan to forgive us for when we disobey, or sin. God sent Jesus to take the punishment for our sin. When we trust in Jesus, we will never be sent away but have a home with God forever.



"Rescue" babies

Create a "boat" by either setting up chairs to be seats on a boat or simply spreading a blanket on the floor. Explain to preschoolers that you need help getting the babies safely on the boat. Guide them to wrap the babies in blankets and gently carry them onto the boat. Invite preschoolers to sway back and forth, as if on a boat, as you tell them about Dr. Bill Wallace.

SAY • Missionary Dr. Bill Wallace helped carry sick people onto a boat in China so that he could take them to a safe town. He loved them and wanted them to be safe and healthy. He loved them because God loves them. Bill Wallace obeyed God when he went to China. *Why should we obey God? We should obey God because He made us, He loves us, and His plans are good.*

- chairs or blanket
- baby dolls
- doll blankets

Snack and review

Play the countdown video to signal the end of activities. Wash hands and gather preschoolers for snack time. Pray, thanking God for the snack.

Serve apple slices for snack. Point out that apple slices are shaped a little like ears. Remind preschoolers that **Israel did not listen to God's warning**. The people did not listen and continued to sin, so God sent them away from their home. We disobey God over and over again too, but Jesus took our punishment for us. People who trust in Jesus will never be sent away but have a home with God forever.

Show the Bible story picture as you ask the following questions. Retell parts of the Bible story as needed.

1. Whom did God send to tell the people to stop doing wrong things? (*men called prophets*)
2. What did the Assyrian army make all the Israelites do? (*leave their homes and walk to Assyria*)
3. Why did God let the army make the Israelites prisoners? (*They would not stop sinning.*)
4. ***Why should we obey God? We should obey God because He made us, He loves us, and His plans are good.***

Transition

When preschoolers finish their snack, they may color the Bible story coloring page, play a simple game to practice the key passage or big picture question, or sing along to the key passage or theme song.

If parents are picking up their children at this time, tell them something that their child enjoyed doing or did well during the session. Distribute the preschool big picture cards for families.

- countdown video (optional)
- Allergy Alert
- paper cups and napkins
- snack food
- Bible Story Picture Poster
- Big Picture Question Poster
- apple slices (optional)

- Bible Story Coloring Page
- crayons
- Key Passage Poster
- Big Picture Question Poster
- "The Lord Is Patient With You" song
- "God Is in Control" song
- Big Picture Cards for Families: Babies, Toddlers, and Preschoolers

Unit 15: The Southern Kingdom of Judah

Unit Description:

God called Jeremiah to tell the people about a new covenant in which sin can be forgiven once and for all. Judah continued in sin and was removed from the land. God was right to punish His people for their sin, but He kept His promise to provide a king through David's family. Ultimately, God punished our sin through His Son, Jesus, and made Him our King forever.

Key Passage:

2 Chronicles 7:14

Big Picture Question:

How did God plan to fix what sin broke? God planned to send Jesus.

Session 1:

Isaiah, Prophet to Judah

Isaiah 6; 53

Story Point: Isaiah told about the Messiah.

Session 4:

Habakkuk the Prophet

Habakkuk

Story Point: Habakkuk learned to trust in God.

Session 2:

Hezekiah and Josiah

2 Chronicles 29; 34–35

Story Point: Hezekiah and Josiah led the people back to God.

Session 5:

Judah Taken Captive

2 Chronicles 36

Story Point: Judah did not listen to God's warning.

Session 3:

Jeremiah, Prophet to Judah

Jeremiah

Story Point: Jeremiah told about a new and better covenant.

Session 6:

Ezekiel Gave Hope

Ezekiel 37

Story Point: God planned to bring His people home.



Isaiah, Prophet to Judah

Isaiah told about the Messiah.



Hezekiah and Josiah

Hezekiah and Josiah led the people back to God.



Jeremiah, Prophet to Judah

Jeremiah told about a new and better covenant.



Habakkuk the Prophet

Habakkuk learned to trust in God.



Judah Taken Captive

Judah did not listen to God's warning.



Ezekiel Gave Hope

God planned to bring His people home.



Use Week of:

Unit 15 • Session 1

Isaiah, Prophet to Judah

BIBLE PASSAGE:

Isaiah 6; 53

STORY POINT: Isaiah told about the Messiah.

KEY PASSAGE:

2 Chronicles 7:14

BIG PICTURE QUESTION:

How did God plan to fix what sin broke?
God planned to send Jesus.

INTRODUCE THE STORY
(15–20 MINUTES)
PAGE 98



TEACH THE STORY
(10–15 MINUTES)
PAGE 100



EXPERIENCE THE STORY
(20–25 MINUTES)
PAGE 102



Additional resources are available at gospelproject.com. For free training and session-by-session help, visit MinistryGrid.com/gospelproject.

LEADER Bible Study

King Uzziah's death marked the end of an era. His reign had been long and prosperous. Uzziah became king when he was 16, and he reigned over Judah for 52 years. Then Uzziah died. Under Uzziah's leadership, God's people had turned away from the promises of God and trusted in the promises of the world around them. God had promised to bless the entire world through Abraham's family, but God's people were rebellious. Instead of blessing, they set themselves up to receive God's judgment.

But God's plans and promises were not thwarted. God sent the prophet Isaiah to preach a message of hope. Even though God was going to correct His people through judgment, His purpose was one of grace through which God would receive glory. God planned to send a Messiah who would bring salvation to the world.

Isaiah 6 opens with Isaiah's worshiping in the temple. God gave Isaiah a vision. Isaiah saw God sitting on a throne. The magnitude of God's holiness made Isaiah realize the magnitude of his own sin. His response? "Woe is me!" God extended His grace to Isaiah. He took away Isaiah's guilt, and sent him to His people.

Isaiah 53 records the fourth and final Servant song in the Book of Isaiah, describing God's plan of redemption. We see a vision of the promised Messiah, the innocent substitute who would suffer for the sake of sinners.

Jesus fulfilled Isaiah's prophecies of a Suffering Servant. People assumed God had cursed the Suffering Servant for His own sins. But no; Jesus was sinless. Isaiah wrote that He was pierced because of our transgressions and crushed because of our iniquities. His punishment is what brought our peace. The Suffering Servant died the death we deserve.

Isaiah's words came 700 years before Jesus was born. This was God's plan all along! When we trust in Jesus, our sins are wiped away and His righteousness is credited to us.

The BIBLE Story

Isaiah, Prophet to Judah

Isaiah 6; 53

Isaiah was a prophet. One day, when Isaiah was worshiping God in the temple, **God gave Isaiah a vision.** A vision is like a dream, but Isaiah was awake. **Isaiah saw God sitting on a throne.** God was wearing a long robe that filled the temple. **Creatures with wings were standing above God.** They said, “Holy, holy, holy is the LORD. His glory fills the whole earth.”

Isaiah knew he was with God. He said, “**Oh no! I am a sinner. I cannot be with God, or I will die!** But I have seen Him!”

Then one of the winged creatures flew to Isaiah. He **touched Isaiah’s mouth with a burning coal** from the altar and said, “**Your guilt is gone, and your sin is wiped away.**”

Then God said, “Who should I send? **Who will go for Us?**”

Isaiah said, “Here I am! **Send me.**”

God said, “Go.”

Isaiah told the people of Judah about God’s plan. God was going to send away the people from Judah. Some of the people would come home one day. Those people would be some of the only people left in Abraham’s family. Isaiah said that God had a plan **to send someone—the Messiah—to rescue people from sin.** **The Messiah would be a servant of God.**



Isaiah said, “God’s servant will grow up and look very ordinary. No one will pay attention to Him. They will not want to be His friend.

“We deserve to be punished, but instead of punishing us, God will punish Him! People will think that He is being punished because He had done something wrong, but He will not do anything wrong! God planned this all along. When the servant dies, He will take away people’s guilt. God will look at us and say, ‘Not guilty!’ God will even say to us, ‘You’re good!’”

Isaiah explained that God’s servant will not stay dead. God will bring Him back to life! God’s good servant will see all the people He saved, and He will be happy. “Then God will give Him a reward,” Isaiah said. “God will give Him honor for doing the right thing and for saving people from sin.”

Christ Connection: God’s servant Isaiah wrote about Jesus. God planned all along that Jesus would die on the cross for our sin. Many years before Jesus was born, Isaiah wrote these words. Jesus is the Servant who died to save people from sin.

Bible Storytelling Tips

- **Sketch visions:** Draw simple pictures on a dry erase board or poster board at appropriate moments in the Bible story. Consider sketching a royal robe, a simple Jesus figure, a cross, happy faces, and a crown.
- **Pantomime:** Ask another adult leader to act out the role of Isaiah as you tell the Bible story. The leader can act out writing on a scroll as you tell Isaiah’s prophecies.

INTRODUCE the Story



SESSION TITLE: Isaiah, Prophet to Judah

BIBLE PASSAGE: Isaiah 6; 53

STORY POINT: Isaiah told about the Messiah.

KEY PASSAGE: 2 Chronicles 7:14

BIG PICTURE QUESTION: How did God plan to fix what sin broke? God planned to send Jesus.

Welcome time

- "Come, Thou Fount" song
- offering basket
- Allergy Alert
- favorite toys related to the Bible story theme

Play a theme song in the background as you greet preschoolers and follow your church's security procedures. Set an offering basket near the door to collect at an appropriate time. Post an allergy alert, if necessary. Set out a few favorite theme-related toys, such as puzzles and blocks.

Activity page

- "Reveal the Vision" activity page, 1 per child
- crayons or markers

Guide preschoolers to connect the dots to reveal a cross.
SAY • Connecting the dots revealed a hidden picture of a cross! In our Bible story today, God showed a prophet named Isaiah visions about Jesus a long time before Jesus died on the cross. We will learn more about Isaiah's visions from God in our Bible story today.

**LOW
PREP**

Play "I Spy"

Say, "I spy with my little eye something ..." then describe an object in the room by color. Encourage children to guess the item you are describing. The child who guesses correctly may give the next description. Be prepared to offer assistance. Continue play as desired.

SAY • Good job describing what you saw! In our Bible story today, we will hear Isaiah describe visions he

received from God. But no one else could see what he described, and they would never have guessed it. I wonder if you will be able to guess who Isaiah saw in his visions when you hear our Bible story?

Reveal hidden messages

Before the session, draw simple pictures or words thickly with a white crayon on copy paper. Encourage preschoolers to paint the papers with watercolors to reveal the hidden messages. Read the messages to the children. Hidden messages could be *crown*, *Holy*, *Messiah*, *Servant*, or *cross*.

- white crayon
- copy paper
- watercolors
- paintbrushes
- cups
- water
- smocks (optional)

SAY • Do you know whom all of these messages are describing? Jesus! A long, long time before Jesus lived on earth, a prophet named Isaiah wrote about Him using all of these words. Prophets tell God’s messages to the people, but most people didn’t understand Isaiah’s message. Let’s listen closely to our Bible story today and pray that God helps us understand His message!

Transition to tell the story

To gain the attention of all the preschoolers to move them to Bible study, show the countdown video, turn the lights off and on, or clap a simple rhythm for the children to copy. Ask, “Who will go to Bible study?” Encourage children to respond, “Here I am! Send me” as you move each child in the group to Bible study.

- countdown video (optional)

TEACH the Story



SESSION TITLE: Isaiah, Prophet to Judah

BIBLE PASSAGE: Isaiah 6; 53

STORY POINT: Isaiah told about the Messiah.

KEY PASSAGE: 2 Chronicles 7:14

BIG PICTURE QUESTION: How did God plan to fix what sin broke? God planned to send Jesus.

Introduce the Bible story

- Bible
- bookmark
- Giant Timeline

Place a bookmark at Isaiah 6 or 53 in your Bible. Invite a preschooler to open it. Reverently display the open Bible.

SAY • Our Bible story today comes from the Book of Isaiah. God gave Isaiah these words to write. Since these are God's words, we know they are true!

Point to the Bible story picture on the giant timeline. Remind children that all the stories in the Bible fit together to tell an even bigger story. The Bible tells us the big story of how God rescues sinners through His Son, Jesus.

Watch or tell the Bible story

- Story Point Poster
- "Isaiah, Prophet to Judah" video (optional)
- Bible Story Picture Poster

Show the video or tell the Bible story using the provided storytelling tips. Use the bolded version of the Bible story for young preschoolers.

SAY • Wow! Many years before Jesus was born, **Isaiah told about the Messiah.** *Messiah* means "Anointed One," or a special king. God planned all along that Jesus would die on the cross for our sin. Years later, everything happened exactly like Isaiah said. That proves Isaiah's message was from God! Only God knows and controls what will happen in the future. Only God could make such an amazing plan to save people from sin.

Practice the key passage

Place the key passage marker at 2 Chronicles 7:14. Invite a child to open your Bible to the key passage. Create motions for preschoolers to use as they say the key passage several times. Use the key passage song video for inspiration.

SAY • Our key passage was written years before Jesus or Isaiah lived! God said even then that He would forgive sin because God planned all along that Jesus would die on the cross for our sin. Let's praise God for His grace through all time!

Sing the key passage song, "If My People," and the theme song, "Come, Thou Fount."

- Bible
- Key Passage Marker
- Key Passage Poster
- "If My People" song
- "Come, Thou Fount" song

Learn the big picture question

SAY • After today's Bible story, you probably already know the answer to our new big picture question *How did God plan to fix what sin broke? God planned to send Jesus.* God planned all along that Jesus would die on the cross for our sin. Jesus is the Servant who died to save people from sin Isaiah wrote about.

- Big Picture Question Poster



Missions moment

Invite preschoolers to stand and cheer when you hold up a ball from a sport they like. Hold up balls used in different sports one at a time.

SAY • Did you know people can use their favorite sports to tell people about Jesus? People are doing that in the city of Baltimore! They play football. Coach Sean is one of those people. He tells the players about Jesus. Display the "Baltimore Photo" and pray for the city.

- sports balls
- "Baltimore Photo" printable

Pray and transition to experience the story

EXPERIENCE The Story



SESSION TITLE: Isaiah, Prophet to Judah

BIBLE PASSAGE: Isaiah 6; 53

STORY POINT: Isaiah told about the Messiah.

KEY PASSAGE: 2 Chronicles 7:14

BIG PICTURE QUESTION: How did God plan to fix what sin broke? God planned to send Jesus.

LOW PREP

• Bibles, 2

Share the message relay

Form two teams. Lead half of each team to form a line on one side of the room and the other half to form a line on the other side. Give a Bible to the first person in each line on one side of the room. Direct her to walk to their teammate at the front of the line on the other side of the room, give him the Bible, say, “God planned to send Jesus,” then go to the end of that line. The child with the Bible will now repeat the same actions. Continue to play until each child has held the Bible and said the message. The first team to share the message with their whole team wins.

SAY • Good job sharing the messages! In our Bible story today, God sent Isaiah to share His message with the people. **Isaiah told about the Messiah**, the Savior God would send to fix what sin broke. Many years before Jesus was born, God planned to send Jesus. Jesus is the Servant who died to save people from sin.

LOW PREP

• blocks

Build a throne

Invite preschoolers to work together to build a throne out of blocks. Comment on what it would be like to see God on His throne as preschoolers work.

SAY • While he was worshiping God in the temple, Isaiah had a vision from God. He saw God sitting on a

throne. God was wearing a long robe that filled the temple. God gave Isaiah a job to do. Many years before Jesus was born, **Isaiah wrote about the Messiah.** Jesus is the Messiah. God planned all along that Jesus would die on the cross for our sin. Jesus is the Servant who died to save people from sin.

Dress like royalty

Provide robes, crowns, jewelry, and other items for children to dress up like kings and queens. Consider providing oversized beach towels to use as trains. Do not fasten material that drags on the floor around preschoolers' necks.

- robes
- crowns
- jewelry
- oversized beach towels

SAY • When Isaiah was worshipping God in the temple, God gave Isaiah a vision. Isaiah saw God sitting on a throne. God was wearing a long robe that filled the temple. When Isaiah realized he was with God, he immediately thought about how sinful he was. ***How did God plan to fix what sin broke? God planned to send Jesus.***

Review the timeline

Before the session, print and cut apart the “Timeline Review” cards. Gather the children near the timeline. As you hold up each picture, read the correlating text from today’s Bible story and place a piece of painter’s tape on the card. Invite a child to take the card to the timeline and find its match. Once all the cards have been matched, invite a child to find today’s Bible story on the timeline. Ask if Isaiah lived before or after all the things he described.

- “Timeline Review” printable, 1 per group
- heavyweight paper
- scissors (adult use)
- painter’s tape
- Giant Timeline or Small Group Timeline

SAY • Isaiah was a prophet. He told the people of Judah about God’s plan before it happened. God was going to send away the people from Judah because of their

sin. But Isaiah also said that God had a plan to send someone—the Messiah—to rescue people from sin. Many years before Jesus was born, **Isaiah told about the Messiah**. God planned all along that Jesus would die on the cross for our sin.



Make squishy aquariums

Before the session, print *Pray for Baltimore* on self-adhesive labels. Post an allergy alert. Show preschoolers the “Baltimore Aquarium Photo.” Comment that the Baltimore aquarium is a famous place to visit.

Give each preschooler a sandwich-sized ziplock bag. Set out small plastic fish. Invite a child to choose a plastic fish and put it in her bag. Then squeeze $\frac{1}{4}$ to $\frac{1}{2}$ cup of hair gel in the bag and a few drops of blue food color. Push out all the excess air, seal the bag, and reinforce the seal with clear packing tape. Place the filled bag inside another empty ziplock bag and seal. Invite preschoolers to put the labels on their bags and lay them on a table to work the food color through the hair gel.

SAY • The Baltimore aquarium is a famous place to visit. Christians like Coach Sean know that teenagers in Baltimore need to know that Jesus died on a cross to rescue them from sin. ***How did God plan to fix what sin broke? God planned to send Jesus.*** When you get home, ask a grown-up to help you hang your squishy aquarium in a window to help you remember to pray for Baltimore.

- “Baltimore Aquarium Photo” printable
- self-adhesive labels
- marker
- sandwich-sized ziplock bags, 2 per child
- small, plastic fish
- hair gel
- blue food color
- clear packing tape

Option: If plastic fish are not available, invite preschoolers to stick fish stickers on the outside of their bags.

Snack and review

Play the countdown video to signal the end of activities. Wash hands and gather preschoolers for snack time. Pray, thanking God for the snack.

Serve chocolate puffed cereal for snack. Talk about how the cereal looks like coal. Remind children that in Isaiah's vision of God, one of the winged creatures in the temple touched Isaiah's mouth with a burning coal from the altar. Then God sent Isaiah to tell the people of Judah about God's plan. **Isaiah told about the Messiah**, the One who God would send to rescue people from sin.

Show the Bible story picture as you ask the following questions. Retell parts of the Bible story as needed.

1. Was Isaiah a prophet, priest, or king? (*prophet*)
2. Whom did Isaiah write about? (*the Messiah, Jesus*)
3. When did Isaiah write about the Messiah: before or after Jesus was born? (*many years before*)
4. Who died to save us from sin? (*Jesus*)
5. How will Jesus feel when He sees all the people He saved? (*He will be happy.*)
6. ***How did God plan to fix what sin broke? God planned to send Jesus.***

Transition

When preschoolers finish their snack, they may color the Bible story coloring page, play a simple game to practice the key passage or big picture question, or sing along to the key passage or theme song.

If parents are picking up their children at this time, tell them something that their child enjoyed doing or did well during the session. Distribute the preschool big picture cards for families.

- countdown video (optional)
- Allergy Alert
- paper cups and napkins
- snack food
- Bible Story Picture Poster
- Big Picture Question Poster
- chocolate puffed cereal (optional)

- Bible Story Coloring Page
- crayons
- Key Passage Poster
- Big Picture Question Poster
- "If My People" song
- "Come, Thou Fount" song
- Big Picture Cards for Families: Babies, Toddlers, and Preschoolers



Use Week of:

Unit 15 • Session 2

Hezekiah and Josiah

BIBLE PASSAGE:

2 Chronicles 29; 34–35

STORY POINT: Hezekiah and Josiah led the people back to God.

KEY PASSAGE:

2 Chronicles 7:14

BIG PICTURE QUESTION:

How did God plan to fix what sin broke?
God planned to send Jesus.

INTRODUCE THE STORY
(15–20 MINUTES)
PAGE 110



TEACH THE STORY
(10–15 MINUTES)
PAGE 112



EXPERIENCE THE STORY
(20–25 MINUTES)
PAGE 114



Additional resources are available at gospelproject.com. For free training and session-by-session help, visit MinistryGrid.com/gospelproject.

LEADER Bible Study

After God's people split into two kingdoms—the kingdom of Israel and the kingdom of Judah—each nation was ruled by a series of kings. The Southern Kingdom of Judah was ruled by mostly bad kings (like Ahaz who worshiped idols and did not respect God, God's law, or God's prophets) and a handful of good kings. Hezekiah and his great-grandson Josiah were two notable reformers who had a lasting impact on Judah.

Hezekiah took the throne after evil Ahaz. During Hezekiah's reign, the kingdom of Israel—which had endured more than 200 years of bad kings—was captured by Assyria and ultimately destroyed. Hezekiah “did what was right in the LORD's sight just as his ancestor David had done” (2 Chron. 29:2) He destroyed the places of idol worship and cleansed the temple. The Lord was with Hezekiah, and Hezekiah prospered.

Then Hezekiah's son Manasseh became king. For 55 years, he led the people of Judah away from God, essentially reversing the progress Hezekiah had made. Manasseh's son Amon followed in his father's evil ways but was assassinated by his own servants. The people of Judah made Amon's son Josiah king when he was just 8 years old.

Unlike his father, Josiah began to seek God. He tore down the altars and idols of false gods, and he initiated the repairing of the Lord's temple. During the temple repair, the discovery of the book of the law of the Lord led Josiah to make a covenant to follow God and obey His commands. Those who heard the law vowed to do the same. When Josiah died, he was remembered as the greatest king in Judah. (2 Kings 23:25)

Hezekiah and Josiah loved God and wanted to follow His commands. They wanted God's people to love God and obey the law too. When Jesus came to earth, He fulfilled the law by obeying it perfectly.

The BIBLE Story


Hezekiah and Josiah

2 Chronicles 29; 34–35

The Southern Kingdom of Judah had many kings. Most of the **kings** were evil; they did wrong things and led the people away from God.

Hezekiah was not like the other kings. **Hezekiah** did what was right.

He **trusted God and obeyed Him**. Hezekiah made some changes around the kingdom. **He led the people to worship God again, and God blessed him.**



After Hezekiah died, his son became king. Hezekiah's son was the most evil king of Judah. He set up the idols Hezekiah had destroyed and led the people to worship false gods. He ruled for 55 years. Then his son became king. He was evil too, and he ruled for two years. Then his son **Josiah became king.**

Josiah was just a boy when he became the king of Judah, and he was **a good king**. He did what was right. When Josiah was a little bit older, he started to follow God. Josiah wanted people to obey God, but some people in Judah did things that God did not like. They worshiped idols—things that were not God. So Josiah got rid of the things people worshiped, and he destroyed the places where they were not supposed to worship.

The temple of God needed to be fixed. So Josiah collected money

for the workers to buy stones and wood. The workers would fix up the temple and make it like new again. While the workers were fixing the temple, the high priest found an old book. It was a very important book that Moses had written down long ago. The words were from God. The words told the people what they were supposed to do.

“I have found the book of the law!” the high priest said. When King Josiah heard the words from God’s law, he was very upset. He tore his clothes.

“God is very angry with us!” Josiah said. “Our people have not obeyed God for a long, long time. They did not do everything this book says to do!”

Josiah went to the temple of God. He invited all of the people to the temple, and he read the law to them. Josiah made a promise to God. “We will follow You and obey You,” Josiah said. “We will do what You want us to do.” All the people agreed. As long as Josiah was king, the people followed God and obeyed Him.

Christ Connection: Hezekiah and Josiah loved God and wanted to obey Him. They wanted God’s people to love God and obey Him too. When Jesus came to earth, He obeyed the law perfectly.

Bible Storytelling Tips

- **Thumbs-up or down:** Encourage children to give a thumbs-up when you describe a good king or action and to give a thumbs-down when you describe a bad king or action.
- **Emphasize the Bible:** Before the session, hide a Bible near your storytelling area and create a small mess. Tidy up as you describe the workers fixing the temple and hold up the Bible as you describe the high priest finding an old book. Display the Bible reverently whenever you talk about the book of the law throughout the story.

INTRODUCE the Story



SESSION TITLE: Hezekiah and Josiah

BIBLE PASSAGE: 2 Chronicles 29; 34–35

STORY POINT: Hezekiah and Josiah led the people back to God.

KEY PASSAGE: 2 Chronicles 7:14

BIG PICTURE QUESTION: How did God plan to fix what sin broke? God planned to send Jesus.

Welcome time

- “Come, Thou Fount” song
- offering basket
- Allergy Alert
- favorite toys related to the Bible story theme

Play a theme song in the background as you greet preschoolers and follow your church’s security procedures. Set an offering basket near the door to collect at an appropriate time. Post an allergy alert, if necessary. Set out a few favorite theme-related toys, such as puzzles and blocks.

Activity page

- “Repair the Temple” activity page, 1 per child
- crayons or markers

Guide preschoolers to draw a line connecting each shape with where it fits in the temple.

SAY • In our Bible story today, we will hear about how the temple of God needed to be fixed. The temple is where God met with His people, but the people had turned away from God and did not take care of His temple. It was falling apart, and there were even stones missing! Listen to the story to find out if the people turned back to God and fixed the temple.

**LOW
PREP**

Guess the emotion

Show children an exaggerated expression and invite them to guess which emotion you are displaying. Continue play, allowing preschoolers to act out emotions as desired. Suggested emotions: happy, sad, brave, afraid, surprised, angry.

SAY • Good job recognizing the different emotions! The people in our Bible story today experienced some of these feelings. One person got so upset about something that he tore his clothes! Listen to our Bible story today to find out what upset him, and think about how you would feel.

Find the Word of God

Hide a Bible in the classroom and invite preschoolers to search for it. The child who finds it should announce “I found the Word of God!” Celebrate, then continue play as desired, inviting children to close their eyes while you hide the Bible again.

SAY • The Bible is God’s Word. It is the most important book there is! We should treat it that way! But in our Bible story today, the people had forgotten about God’s Word. They did not even remember where they left it. They were very surprised and upset when someone found the book of God’s law!

Transition to teach the story

To gain the attention of all the preschoolers to move them to Bible study, show the countdown video, turn the lights off and on, or clap a simple rhythm for the children to copy. Select a child to be the “king” and lead everyone to Bible study performing whatever motion he chooses. Guide all the other children to follow and imitate the “king.”

**LOW
PREP**

• Bible

• countdown video
(optional)

TEACH the Story



SESSION TITLE: Hezekiah and Josiah

BIBLE PASSAGE: 2 Chronicles 29; 34–35

STORY POINT: Hezekiah and Josiah led the people back to God.

KEY PASSAGE: 2 Chronicles 7:14

BIG PICTURE QUESTION: How did God plan to fix what sin broke? God planned to send Jesus.

Introduce the Bible story

- Bible
- bookmark
- Giant Timeline

Place a bookmark at 2 Chronicles 29 in your Bible. Invite a preschooler to open it. Reverently display the open Bible.

SAY • Today's story comes from the Book of 2 Chronicles in the Old Testament part of the Bible. The Bible is God's Word, and God's Word is true!

Point to the Bible story picture on the giant timeline.

Remind children that all the stories in the Bible fit together to tell an even bigger story. The Bible tells us the big story of how God rescues sinners through His Son, Jesus.

Watch or tell the Bible story

- Story Point Poster
- "Hezekiah and Josiah" video (optional)
- Bible Story Picture Poster

Show the video or tell the Bible story using the provided storytelling tips. Use the bolded version of the Bible story for young preschoolers.

SAY • Judah had many evil kings that led the people away from God, but kings **Hezekiah and Josiah led the people back to God.** They loved God and wanted to obey Him. They wanted God's people to love God and obey Him too, but Hezekiah and Josiah were not perfect kings and none of the people obeyed God perfectly either. When Jesus came to earth, He obeyed God's law perfectly. Jesus is the perfect king Who leads us back to God!

Practice the key passage

Place the key passage marker at 2 Chronicles 7:14. Invite a child to open your Bible to the key passage. Read the key passage aloud. Ask the children to face the back of the room and try to recite the key passage alone. Then invite preschoolers to turn around and say it with you.

SAY • Our key passage is words God said when the temple had just been built. God knew that most kings would lead the people away from Him. But He promised to forgive them if they turned back to Him.

Sing the key passage song, “If My People,” and the theme song, “Come, Thou Fount.”

- Bible
- Key Passage Marker
- Key Passage Poster
- “If My People” song
- “Come, Thou Fount” song

Learn the big picture question

SAY • **Hezekiah and Josiah led the people back to God,** but other kings led the people away from God again. Even good kings couldn’t stop the people from sinning forever. ***How did God plan to fix what sin broke? God planned to send Jesus.*** When Jesus came to earth, He obeyed the law perfectly.

- Big Picture Question Poster



Missions moment

SAY • We are going to watch a video about a very special football team. This team is learning about football and Jesus. Winning games is fun, but these players now know that there are more important things than winning—knowing Jesus!

Show the “10:12 Sports (Part 1)” missions video. After the video, read 2 Samuel 10:12 aloud to preschoolers. Explain that 10:12 Sports gets its name from that verse.

- “10:12 Sports (Part 1)” missions video

Pray and transition to experience the story

EXPERIENCE the Story



SESSION TITLE: Hezekiah and Josiah

BIBLE PASSAGE: 2 Chronicles 29; 34–35

STORY POINT: Hezekiah and Josiah led the people back to God.

KEY PASSAGE: 2 Chronicles 7:14

BIG PICTURE QUESTION: How did God plan to fix what sin broke? God planned to send Jesus.

LOW PREP

- Bible
- Key Passage Marker
- “If My People” song (optional)
- “Come, Thou Fount” song (optional)

Play a game

Arrange chairs in a circle facing outward. Make sure there is a chair for each child. Place the key passage marker in a Bible. Place the Bible in one of the chairs. Invite children to stand in a circle around the chairs. Play music while children move around the chairs. When the music stops, each child should sit in a chair. (Tell the child to pick up the Bible before sitting rather than sitting on the Bible.) Instruct the child sitting in the chair with the Bible to open it to the key passage marker. Lead the group to say the key passage together.

SAY • The Southern Kingdom of Judah had many evil kings that led the people away from God. No one even knew what God’s Word said anymore! When the high priest found the book of God’s law, King Josiah invited all of the people to the temple, and he read the law to them so they would know how to obey. **Hezekiah and Josiah led the people back to God.** They wanted God’s people to love God and obey Him. When Jesus came to earth, He obeyed the law perfectly and made the way for us to be forgiven!

- large piece of paper
- marker
- crown stickers

Make a chart

Draw two columns on a large piece of paper. Label the first

side “evil king” and the other side “good king.” Pass out crown stickers for the children to place in the appropriate column of your chart as you review the beginning of the story. Ensure that only two crowns land in the “good king” column and several crowns fill the “evil king” column. Finish by placing one crown above them all and name it “perfect king.”

SAY • The Southern Kingdom of Judah had many kings. Most of the kings were evil; they did wrong things and led the people away from God. Hezekiah and Josiah were not like the other kings. **Hezekiah and Josiah led the people back to God.** But after they died, more evil kings ruled Judah. When Jesus came to earth, He obeyed the law perfectly. Jesus is the only perfect King who always lives and can lead us back to God forever!

Build with stones and wood

If weather allows, go on a walk outside and encourage children to collect rocks and sticks. Bring preschoolers to a grassy area and invite them to work together to build a temple with the collected materials. If weather or space does not allow for going outside, collect rocks and sticks before the session to bring to class.

SAY • The temple of God needed to be fixed. So Josiah collected money for the workers to buy stones and wood. The workers would fix up the temple and make it like new again. But like our temple made from rocks and sticks, Josiah’s temple of wood and stone wouldn’t last forever either. Sin breaks everything in this world. ***How did God plan to fix what sin broke? God planned to send Jesus.***

• rocks (optional)
• sticks (optional)

Tip: Watch carefully to avoid sticks with thorns or ones that could cause splinters.

Clean up

- baby wipes
- paper towels
- tools such as small brooms & dustpans, dusters, or hand-held vacuums (optional)

Invite preschoolers to work together to clean the classroom. Provide baby wipes and paper towels for preschoolers to wipe surfaces. Consider providing small brooms and dustpans, dusters, and hand-held vacuums. Commend their efforts to serve your church.

SAY • The temple was where the people of God met to worship Him, like our church building. But the people of Judah had stopped worshiping God, and so the temple needed to be fixed. **Josiah led the people back to God** and fixed the temple. Taking care of the place where we worship God is one way we honor Him and help others worship Him, too.



Play catch

- small inflatable or foam balls
- "If My People" song (optional)
- "Come, Thou Fount" song (optional)

Guide preschoolers to work with a friend or small group of friends to toss and catch a ball. If space or safety does not permit tossing, guide preschoolers to sit on the floor and roll balls to one another. Sing a song about Jesus or play music as they toss and catch the balls.

SAY • Remember 10:12 Sports in Baltimore? A teenager in Baltimore named Jordan really liked to play football. He met Coach Sean who loves Jesus and told him that Jesus loves him too. Like **Hezekiah and Josiah led the people back to God**, God used Coach Sean to lead Jordan to Jesus. Coach Sean and Jordan play football together, but now Jordan knows more about Jesus.

Snack and review

Play the countdown video to signal the end of activities. Wash hands and gather preschoolers for snack time. Pray, thanking God for the snack.

Hide a packaged snack in the room. Invite preschoolers to find the snack. Invite all preschoolers to the table and serve the snack. Talk about how the high priest found the book of God's law while the temple was being fixed. King Josiah invited all the people to the temple to hear God's law.

Hezekiah and Josiah led the people back to God.

Show the Bible story picture as you ask the following questions. Retell parts of the Bible story as needed.

1. Were Hezekiah and Josiah prophets, priests, or kings? (*kings*)
2. Where did the high priest find the book of the law? (*in the temple*)
3. How did King Josiah feel when he heard the words from God's law? (*very upset*)
4. Could any of Judah's kings or people obey the law perfectly? (*no*)
5. ***How did God plan to fix what sin broke? God planned to send Jesus.***

Transition

When preschoolers finish their snack, they may color the Bible story coloring page, play a simple game to practice the key passage or big picture question, or sing along to the key passage or theme song.

If parents are picking up their children at this time, tell them something that their child enjoyed doing or did well during the session. Distribute the preschool big picture cards for families.

- countdown video (optional)
- Allergy Alert
- paper cups and napkins
- snack food
- Bible Story Picture Poster
- Big Picture Question Poster
- packaged snack (optional)

- Bible Story Coloring Page
- crayons
- Key Passage Poster
- Big Picture Question Poster
- "If My People" song
- "Come, Thou Fount" song
- Big Picture Cards for Families: Babies, Toddlers, and Preschoolers



Use Week of:

Unit 15 • Session 3

Jeremiah, Prophet to Judah

BIBLE PASSAGE:

Jeremiah

STORY POINT: Jeremiah told about a new and better covenant.

KEY PASSAGE:

2 Chronicles 7:14

BIG PICTURE QUESTION:

How did God plan to fix what sin broke?
God planned to send Jesus.

INTRODUCE THE STORY
(15–20 MINUTES)
PAGE 122



TEACH THE STORY
(10–15 MINUTES)
PAGE 124



EXPERIENCE THE STORY
(20–25 MINUTES)
PAGE 126



Additional resources are available at gospelproject.com. For free training and session-by-session help, visit MinistryGrid.com/gospelproject.

LEADER Bible Study

Jeremiah was the son of Hilkiah the priest. He lived in Judah, just north of Jerusalem. At the time God called Jeremiah into ministry, Josiah was king of Judah.

As evidenced in the callings of Noah, Abraham, Moses, and others, each time God calls someone, He equips that person to do His work. Like Moses, Jeremiah was hesitant: “Oh no, Lord GOD! Look, I don’t know how to speak since I am only a youth” (Jer. 1:6). God assured Jeremiah: “I will be with you” (Jer. 1:8).

God called Jeremiah to be a prophet. The people of Judah had broken the covenant God made with them at Mount Sinai. The terms of the covenant are found in Exodus 19. God said through Moses, “If you will carefully listen to me and keep my covenant, you will be my own possession out of all the peoples, . . . and you will be my kingdom of priests and my holy nation” (vv. 5-6). God’s people responded, “We will do all that the LORD has spoken” (v. 8).

But Judah was deep in idol worship and other sins. God punished the unfaithfulness of Israel by sending the Northern Kingdom into exile. Now God’s judgment was coming for Judah, and Jeremiah’s job was to warn them.

Along with the warnings, Jeremiah brought a message of hope. Jeremiah told God’s people about a new and better covenant. He prophesied about a day when God would forgive sin and write His law on the hearts of His people. The new covenant promised that God would forgive sin. God forgives sin through His Son, Jesus. Jesus did not come to get rid of the law. (See Matt. 5:17.) Through His sinless life, Jesus fulfilled the demands of the old covenant. He changes our hearts and gives us power through His Spirit to obey His commands.

The BIBLE Story

Jeremiah, Prophet to Judah

Jeremiah

Jeremiah was a priest. One day, God told Jeremiah, “I knew you before I made you. Before you were born, I picked you to do very special things.” **God wanted Jeremiah to be a prophet.** Being a prophet was a big job. **Jeremiah would have to listen to God and tell people what God said.**

Jeremiah said, “Oh no, God! I am too young for this job. I am just a boy.”

“Do not be afraid,” said God.

“I will be with you, and I will take care of you.”

God’s message for the people of Judah had bad news: “I will punish the people because they have disobeyed Me.” But God’s message had good news too: “After the people are punished, I will help them. I will make them strong again.”

God’s people in Judah kept breaking His laws. This was bad news because **God had made a covenant, or agreement, with His people.** The agreement said that **God’s people obeyed Him, God would bless them. But the people did not obey, so God would punish them for their sin.** The people would lose everything they had. They would even become servants of their enemies.



Jeremiah said that because of sin, people's hearts are tricky. People's hearts fool them into thinking they are very good when they are not. They trick people into wanting things or doing things that God does not want for them. But God had a plan to change people's hearts. God promised to make a new covenant—an even better agreement!

In the new covenant, God was going to put His law in their hearts. He would give the people power to obey Him. God said, "I will forgive their wrongdoing and never again remember their sin."

Jeremiah spoke God's message, and his friend Baruch (BAY rook) wrote it on a scroll. When the king of Judah heard the message, he tore the scroll into pieces and burned them up in a fire.

God told Jeremiah to make another scroll just like the first. Jeremiah told the king, "God is going to punish you, your family, and your leaders for doing wrong things. God warned you, but you did not listen."

Christ Connection: Jeremiah said that God was going to forgive sin and change people's hearts. Jesus made these words come true. God forgives our sin when we trust in His Son, Jesus. Jesus died on the cross to take away our sin. He changes us and gives us power through His Spirit to obey Him.

Bible Storytelling Tips

- **Write on a scroll:** Ask another leader to act as Baruch and write on a scroll as you describe God's message for the people as Jeremiah.
- **Tell a monologue:** Invite an adult leader to dress in Bible times clothing and tell the Bible story as a monologue from Jeremiah's perspective.

INTRODUCE the Story



SESSION TITLE: Jeremiah, Prophet to Judah

BIBLE PASSAGE: Jeremiah

STORY POINT: Jeremiah told about a new and better covenant.

KEY PASSAGE: 2 Chronicles 7:14

BIG PICTURE QUESTION: How did God plan to fix what sin broke? God planned to send Jesus.

Welcome time

- "Come, Thou Fount"
song
- offering basket
- Allergy Alert
- favorite toys related
to the Bible story
theme

Play a theme song in the background as you greet preschoolers and follow your church's security procedures. Set an offering basket near the door to collect at an appropriate time. Post an allergy alert, if necessary. Set out a few favorite theme-related toys, such as puzzles and blocks.

Activity page

- "What Comes Next?"
activity page, 1 per
child
- crayons or markers

Guide preschoolers to look at the pattern in each row and circle what comes next.

SAY • All of these pictures have something to do with our Bible story today. A prophet named Jeremiah had to listen to God and tell people what He said. God's message had sad news and happy news. The happy news was about Jesus and people's hearts. We'll learn more soon!

LOW PREP

- paper
- crayons or markers

Draw your plan

Ask the children to think about what jobs they would like to do when they grow up. Encourage children to draw a picture of themselves doing one of those jobs. Invite preschoolers to share their self-portraits and what they hope to do with the rest of the group.

SAY • Those are great plans! Did you know that God has a plan for you, too? God made you and has a special job for you to do. In our Bible story today, God told a priest named Jeremiah that he would be a prophet. God chose Jeremiah to do this special job before he was even born!

Sort foods

Provide a variety of toy food, empty food boxes, and two baskets. Invite preschoolers to place foods they like in one basket and foods they do not like in the other basket. When all the food is sorted, dump the food out of the baskets again and help children sort food by healthy or not healthy. Comment on the differences between what children like and what is healthy.

- toy food
- empty food boxes
- baskets, 2

SAY • A lot of us want to eat foods that are not good for us, and we don't want to eat foods that are good for us. We will learn in our Bible story today that our hearts trick us into wanting things that are not good for us because of sin. ***How did God plan to fix what sin broke? God planned to send Jesus.***

Transition to teach the story

To gain the attention of all the preschoolers to move them to Bible study, show the countdown video, turn the lights off and on, or clap a simple rhythm for the children to copy. Say "God knew you before you were born" to each child as the children move to Bible study.

- countdown video (optional)

TEACH the Story



SESSION TITLE: Jeremiah, Prophet to Judah

BIBLE PASSAGE: Jeremiah

STORY POINT: Jeremiah told about a new and better covenant.

KEY PASSAGE: 2 Chronicles 7:14

BIG PICTURE QUESTION: How did God plan to fix what sin broke? God planned to send Jesus.

Introduce the Bible story

- Bible
- bookmark
- Giant Timeline

Place a bookmark at Jeremiah in your Bible. Invite a preschooler to open it. Reverently display the open Bible.

SAY • Today's Bible story comes from the Book of Jeremiah in the Old Testament. All of the Bible is God's Word. Today's Bible story is about a message that God wanted Jeremiah to give to His people.

Point to the Bible story picture on the giant timeline. Remind children that all the stories in the Bible fit together to tell an even bigger story. The Bible tells us the big story of how God rescues sinners through His Son, Jesus.

Watch or tell the Bible story

- Story Point Poster
- "Jeremiah, Prophet to Judah" video (optional)
- Bible Story Picture Poster

Show the video or tell the Bible story using the provided storytelling tips. Use the bolded version of the Bible story for young preschoolers.

SAY • **Jeremiah told about a new and better covenant,** or agreement. Jeremiah said that God was going to forgive sin and change people's hearts. Jesus made these words come true. God forgives our sin when we trust in His Son, Jesus. Jesus died on the cross to take away our sin. He changes us and gives us power through His Spirit to obey Him.

Practice the key passage

Place the key passage marker at 2 Chronicles 7:14. Invite a child to open your Bible to the key passage. Read the key passage aloud. Print the key passage on a heart cutout; then cut it into pieces. Invite the children to reassemble the puzzle and then repeat the key passage together.

SAY • Jeremiah told the people God was going to forgive their sin and change their hearts. Our key passage reminds us that when we turn to God, He will forgive and heal us.

Sing the key passage song, “If My People,” and the theme song, “Come, Thou Fount.”

- red construction paper
- scissors (adult use)
- marker
- Bible
- Key Passage Marker
- Key Passage Poster
- “If My People” song
- “Come, Thou Fount” song

Learn the big picture question

SAY • Sin has broken our hearts and tricked us into wanting things that are not good. *How did God plan to fix what sin broke? God planned to send Jesus.* Jesus died on the cross to take away our sin. He changes us and gives us power through His Spirit to obey Him.

- Big Picture Question Poster



Missions moment

Direct children to stand and face one direction. Tell them to pretend they are walking and see something scary up ahead. Lead them to turn and face the opposite direction when you say *turn*. Then show the “Eagles Team Photo.”

SAY • When we turn from sin and follow Jesus, we are going the best way. The coaches in the 10:12 football ministry in Baltimore tell the teenagers that following Jesus is the best way to live.

- “Eagles Team Photo” printable

Pray and transition to experience the story

EXPERIENCE the Story



SESSION TITLE: Jeremiah, Prophet to Judah

BIBLE PASSAGE: Jeremiah

STORY POINT: Jeremiah told about a new and better covenant.

KEY PASSAGE: 2 Chronicles 7:14

BIG PICTURE QUESTION: How did God plan to fix what sin broke? God planned to send Jesus.

LOW PREP

• Bible

Suggested messages:

- Jesus loves you!
- You matter to God!
- God made you!
- God sent Jesus!
- Jesus died for our sin.
- God gives us power to obey.

Practice preaching

Lead children to sit on the floor. Choose one child to be the speaker by saying, “I choose [*child’s name*] to share a very special message.” If the child does not wish to participate, you may encourage him by saying “Do not be afraid. I will be with you,” but do not force him to speak. Give the child a Bible and invite him to stand in front of the group. Sit on the floor facing the speaker and whisper a message for him to repeat to the group. Then choose another speaker and message.

SAY • God chose Jeremiah to tell people God’s message.

Jeremiah thought he was too young to be a prophet, but God said, “Do not be afraid. I will be with you, and I will take care of you.” **Jeremiah told about a new and better covenant.** Jeremiah said that God was going to forgive sin and change people’s hearts. Jesus died on the cross to take away our sin. He changes us and gives us power through His Spirit to obey Him. Now all of us get to share this very special message with others, even if we are young!

Match jobs

Print the “Special Jobs” printable and cut apart the cards. Lay the cards in a grid pattern, faceup for younger

- “Special Jobs” printable
- scissors (adult use)

preschoolers or facedown for older preschoolers. Encourage preschoolers to take turns turning over two cards at a time to find a match. If the cards are not a match, turn them back over and allow the next preschooler a turn. Play until all the matches have been revealed. Talk about the jobs represented on the cards as preschoolers play.

SAY • There are many kinds of special jobs. God gave Jeremiah a special job. God wanted Jeremiah to be a prophet. Jeremiah had to listen to God and tell people what God said. **Jeremiah told about a new and better covenant.** God was going to forgive sin and change people's hearts. Jesus made these words come true. God forgives our sin when we trust in His Son, Jesus. Jesus died on the cross to take away our sin. He changes us and gives us power through His Spirit to obey Him.

Change people's hearts

Cut out rough heart shapes from gray paper. Assign one child to be *it*. Tape a gray heart to every other child's back. Explain that when you say "go," *it* will try to remove each child's paper heart. After a few minutes, assign a new *it* to try to tag everyone with a red heart sticker.

SAY • Jeremiah said that because of sin, people's hearts fool them into wanting things or doing things that God does not want for them. They are like these gray paper hearts. But **Jeremiah told about a new and better covenant:** God had a plan to change people's hearts! God wants to take away our ugly, sinful hearts and give us new and better hearts that love Him and want good things. Jesus changes us and gives us power through His Spirit to obey Him.

- gray paper
- scissors (adult use)
- tape
- red heart stickers

Tip: Play this game in a large open area or outside, if weather permits. Follow your church's security procedures for leaving the classroom.

Make a heart pouch

- paper
- markers
- felt
- scissors (adult use)
- hole punch
- yarn

Print the key passage on a strip of paper. Cut heart shapes out of felt and punch holes around the bottom edges. Wrap the ends of long strands of yarn with tape. Give each preschooler two hearts with the holes aligned and a strand of yarn. Show preschoolers how to lace through the holes, leaving the top of the heart pouch open with extra yarn on each side. Tie the ends together to make a strap. Allow children to decorate their heart pouches with markers. Help each child put his key passage strip inside his heart.

SAY • **Jeremiah told about a new and better covenant.**

In the new covenant, God was going to put His law in people's hearts. That means God helps us want to obey His rules. Jesus made these words come true. He changes us and gives us power through His Spirit to obey Him. We can use our heart pouch to remind us of God's Word and His promise to help us!



Practice like a team

- "Eagles Team Photo" printable
- sports cones (optional)
- painter's tape (optional)

Show preschoolers the "Eagles Team Photo." Remind children that this football team in Baltimore is learning to follow Jesus. Tell preschoolers that they will pretend to practice like a football team, and you will pretend to be their coach. Lead preschoolers in exercises and football drills such as high knees, jumping jacks, fast feet, dropping to the ground, stepping around cones, or moving through a painter's tape "ladder" on the floor.

SAY • Coach Sean leads his football team to be better players, but more importantly to know about Jesus. He tells Jordan and the rest of the team how God forgives our sin when we trust in His Son, Jesus.

Snack and review

Play the countdown video to signal the end of activities. Wash hands and gather preschoolers for snack time. Pray, thanking God for the snack.

Serve cheese slices and pretzel sticks for snack. Invite preschoolers to “write” with the pretzel sticks on the cheese slice, then roll up the cheese like a scroll before eating.

Talk about how **Jeremiah told about a new and better covenant**, and Baruch wrote God’s words on a scroll.

Show the Bible story picture as you ask the following questions. Retell parts of the Bible story as needed.

1. True or false? Before God called Jeremiah to be a prophet, he was a priest. (*true*)
2. What does a prophet do? (*listens to God and tells people what God said*)
3. What bad news did Jeremiah tell the people? (*God would punish them for disobeying.*)
4. What good news did Jeremiah tell the people? (*God would forgive them and give them power to obey.*)
5. ***How did God plan to fix what sin broke? God planned to send Jesus.***

Transition

When preschoolers finish their snack, they may color the Bible story coloring page, play a simple game to practice the key passage or big picture question, or sing along to the key passage or theme song.

If parents are picking up their children at this time, tell them something that their child enjoyed doing or did well during the session. Distribute the preschool big picture cards for families.

- countdown video (optional)
- Allergy Alert
- paper cups and napkins
- snack food
- Bible Story Picture Poster
- Big Picture Question Poster
- cheese slices (optional)
- pretzel sticks (optional)

- Bible Story Coloring Page
- crayons
- Key Passage Poster
- Big Picture Question Poster
- “If My People” song
- “Come, Thou Fount” song
- *Big Picture Cards for Families: Babies, Toddlers, and Preschoolers*



Use Week of:

Unit 15 • Session 4

Habakkuk the Prophet

BIBLE PASSAGE:

Habakkuk

STORY POINT:

Habakkuk learned to trust in God.

KEY PASSAGE:

2 Chronicles 7:14

BIG PICTURE QUESTION:

How did God plan to fix what sin broke?
God planned to send Jesus.

INTRODUCE THE STORY
(15–20 MINUTES)
PAGE 134



TEACH THE STORY
(10–15 MINUTES)
PAGE 136



EXPERIENCE THE STORY
(20–25 MINUTES)
PAGE 138



Additional resources are available at gospelproject.com. For free training and session-by-session help, visit MinistryGrid.com/gospelproject.

LEADER Bible Study

How much time do you spend waiting? Think about it. Waiting for a traffic light to turn green, waiting at the doctor's office, waiting at the drive-thru, waiting for a phone call, waiting for a birthday, waiting on someone else.

The fact is, we spend a lot of our time waiting. Why do we wait? We know something is coming. A major factor in waiting is faith—"the reality of what is hoped for, the proof of what is not seen" (Heb. 11:1). This is precisely what the prophet Habakkuk addressed. Habakkuk was a contemporary of the prophet Jeremiah, living in Judah shortly before it was taken into captivity. He found himself in a period of waiting, first for judgment and then for revival.

All around him, people were oppressed and violence escalated. The Book of Habakkuk records the prophet's dialogue with the Lord. "How long, Lord, must I call for help?" Habakkuk asked. "Why do You tolerate wrongdoing?"

God answered. He was going to raise up the Babylonians, and they would hold captive the people of Judah.

Habakkuk prayed again. Judah deserved to be punished, but the Babylonians were even more wicked than Judah; how could God, in essence, bless them?

God answered. The Babylonian captivity would not last forever. After some time, God was going to rescue His people and punish the Babylonians. God's people waited to be delivered from captivity, and those who are in Christ are waiting for the fulfillment of Christ's return. Until then, we live by faith. (See Heb. 10:35-38.) We can trust that God is sovereign over the future, so "though the fig tree does not bud and there is no fruit on the vines ... yet I will celebrate in the LORD; I will rejoice in the God of my salvation!" (Hab. 3:17-18).

The BIBLE Story

Habakkuk the Prophet

Habakkuk

Habakkuk (huh BAK kuk) **the prophet prayed to God.** “How long do I have to wait, God?” he asked. “When I cry to You for help, do You hear me?” **Bad things had been happening in Judah. Habakkuk told God about it, but people were still mean. Habakkuk**

asked, “Why do You let bad things happen?”

God heard Habakkuk. He knew what was happening. God said, “Look around. I am doing something amazing. If I told you what I am doing, you wouldn’t believe Me.”

God told Habakkuk that Judah’s enemies—the mighty Babylonians—were coming. They were strong and fast. The Babylonians would take God’s people to Babylon and put them in prison. God told Habakkuk, “It may seem like bad people are always winning now. But one day, they won’t win anymore.”

God promised that one day, He would punish the Babylonians for doing wrong things. The Babylonians would take God’s people away from their homes, but not forever. One day, God would bring His people back

to their land.



Habakkuk asked God to change people's hearts. Habakkuk wanted people to remember God. He wanted them to be sorry for doing the wrong things. He wanted them to love God.

"You have done so many amazing things," Habakkuk prayed. "Please do more amazing things so people will know You."

Habakkuk thanked God for being powerful. He trusted God to take care of His people. The people in Judah would be prisoners for a while, but not forever. One day God would rescue His people and bring them home.

Habakkuk said, "No matter what happens, I will be happy because of God. Even if none of the plants grow fruit, if no food grows in the fields, and even if I don't have any sheep or cows, I will be glad because God rescues His people."

Christ Connection: Habakkuk lived when bad things seemed to be happening everywhere. He trusted God to take care of His people and rescue them. Bad things happen today, but we can trust that Jesus will come back one day and make everything right.

Bible Storytelling Tips

- **Use dramatic dialogue:** Speak Habakkuk's words as you look upward. Pause slightly between his dialogue and the rest of the narrative.
- **Act it out:** Enlist three adult leaders to be Habakkuk, God, and the narrator. Let the person speaking God's words stand away from the focal area. Consider prerecording when God speaks and playing it at the appropriate moments in the Bible story.

INTRODUCE the Story



SESSION TITLE: Habakkuk the Prophet

BIBLE PASSAGE: Habakkuk

STORY POINT: Habakkuk learned to trust in God.

KEY PASSAGE: 2 Chronicles 7:14

BIG PICTURE QUESTION: How did God plan to fix what sin broke? God planned to send Jesus.

Welcome time

- “Come, Thou Fount” song
- offering basket
- Allergy Alert
- favorite toys related to the Bible story theme

Play a theme song in the background as you greet preschoolers and follow your church’s security procedures. Set an offering basket near the door to collect at an appropriate time. Post an allergy alert, if necessary. Set out a few favorite theme-related toys, such as puzzles and blocks.

Activity page

- “What’s Wrong Here?” activity page, 1 per child
- crayons or markers

Guide preschoolers to circle the 10 things in the picture that do not belong.

SAY • There were a lot of silly things happening in that picture. In today’s Bible story, there were not a lot of *silly* things happening. There were a lot of *bad* things happening. Habakkuk the prophet told God about it, but bad things kept happening. Habakkuk asked, “Why do You let bad things happen?” Listen to the Bible story to hear how God answered Habakkuk.

LOW PREP

- timer (optional)

Hold a smile

Ask preschoolers to show you their biggest smile. Challenge them to keep on smiling as long as they can no matter what happens. Make various faces at them and see who can hold their smile the longest. You may time this activity or challenge older preschoolers to choose a partner to play the game with.

SAY • Great job holding your smile! We often smile when we are happy. In our Bible story today, a prophet named Habakkuk was sad because he saw a lot of bad things happening. But he decided to be happy no matter what because God is always good!

Make cookie bites

Gather the ingredients in the margin before the session. Adjust the recipe based on the size of your class. This recipe makes approximately 18 1-inch bites.

Post an allergy alert. Wash hands. Let preschoolers help measure ingredients into a bowl and stir. Scoop out dough, roll into balls, and place on a sheet pan. Refrigerate until snack time.

SAY • I can hardly wait to eat these cookie bites! Waiting for good things can be really hard. But if we let these cookie bites chill, they will taste even better! Habakkuk the prophet thought it was really hard to wait for good things. He asked God how long he had to wait. Listen to our Bible story today to find out how God answered!

- Allergy Alert
- old-fashioned rolled oats, 1 cup
- chocolate chips, ½ cup
- raisins, ½ cup
- nut butter, ½ cup
- honey, ½ cup
- bowl
- spoons
- measuring cups
- sheet pan

Tip: For nut allergies, use sunflower seed butter instead of nut butter.

Transition to teach the story

To gain the attention of all the preschoolers to move them to Bible study, show the countdown video, turn the lights off and on, or clap a simple rhythm for the children to copy. Encourage preschoolers to look around as they move to Bible study and tell what they see happening.

- countdown video (optional)

TEACH the Story



SESSION TITLE: Habakkuk the Prophet

BIBLE PASSAGE: Habakkuk

STORY POINT: Habakkuk learned to trust in God.

KEY PASSAGE: 2 Chronicles 7:14

BIG PICTURE QUESTION: How did God plan to fix what sin broke? God planned to send Jesus.

Introduce the Bible story

- Bible
- bookmark
- Giant Timeline

Place a bookmark at Habakkuk in your Bible. Invite a preschooler to open it. Reverently display the open Bible.

SAY • Lots of different people wrote the books that make up our Bible, but all the words came from God, so all of it is true. Today's Bible story is about a prophet named Habakkuk.

Point to the Bible story picture on the giant timeline. Remind children that all the stories in the Bible fit together to tell an even bigger story. The Bible tells us the big story of how God rescues sinners through His Son, Jesus.

Watch or tell the Bible story

- Story Point Poster
- "Habakkuk the Prophet" video (optional)
- Bible Story Picture Poster

Show the video or tell the Bible story using the provided storytelling tips. Use the bolded version of the Bible story for young preschoolers.

SAY • Habakkuk lived when bad things seemed to be happening everywhere. He talked to God about it, but God already knew what was happening. God was doing something amazing. **Habakkuk learned to trust in God** to care for His people and rescue them. Bad things happen today, but we can trust that Jesus will come back one day and make everything right.

Practice the key passage

Place the key passage marker at 2 Chronicles 7:14. Invite a child to open your Bible to the key passage. Form two groups. Guide one group to say the first phrase of the key passage, then guide the other group to say the second phrase. Continue alternating phrases between groups until the children have recited the whole passage.

SAY • Habakkuk wanted the people to do what our key passage says. He wanted them to be sorry for doing wrong things and receive God’s forgiveness.

Sing the key passage song, “If My People,” and the theme song, “Come, Thou Fount.”

- Bible
- Key Passage Marker
- Key Passage Poster
- “If My People” song
- “Come, Thou Fount” song

Learn the big picture question

SAY • Habakkuk lived when bad things seemed to be happening everywhere. He trusted God to take care of His people and rescue them. ***How did God plan to fix what sin broke? God planned to send Jesus.*** Bad things happen today, but we can trust that Jesus will come back one day and make everything right.

- Big Picture Question Poster



Missions moment

SAY • What do you need to play football? [*Allow responses. Then hold up a Bible.*] Christian coaches in Baltimore also need this. The Bible is most important because the coaches use this to tell the players about Jesus. Let’s meet another coach, Coach Sean, who leads the sports ministry in Baltimore. The players are learning to trust in God. Show the “10:12 Sports (Part 2)” missions video.

- Bible
- “10:12 Sports (Part 2)” missions video.

Pray and transition to experience the story

EXPERIENCE the Story



SESSION TITLE: Habakkuk the Prophet

BIBLE PASSAGE: Habakkuk

STORY POINT: Habakkuk learned to trust in God.

KEY PASSAGE: 2 Chronicles 7:14

BIG PICTURE QUESTION: How did God plan to fix what sin broke? God planned to send Jesus.

LOW PREP

Tip: Sing whatever songs are most familiar to your group.

Praise God in prayer and song

Encourage children to pray, thanking God for His goodness. Then lead preschoolers in singing familiar songs such as “I’ve Got the Joy, Joy, Joy, Joy (Down in My Heart),” “Jesus Loves Me,” and “I Have Decided to Follow Jesus.” Demonstrate gratitude in prayer and joy in worship.

SAY • Habakkuk lived when bad things seemed to be happening everywhere. **Habakkuk learned to trust in God** to take care of His people and rescue them. Habakkuk thanked and praised God no matter what. Bad things happen today, but we can trust that Jesus will come back one day and make everything right. We can thank and praise God no matter what, too!

Make a scratch-reveal picture

Demonstrate how to make a scratch-reveal picture. Color an unlined index card with markers, covering all of the surface. Then completely color over the marker thickly with black crayon. Use craft sticks to scratch the crayon away in desired pattern, revealing the colors underneath. Guide preschoolers to make their own scratch-reveal cards and etch drawings into them.

SAY • Was it hard to understand why I covered up all my pretty colors with black crayon? It may have seemed

- unlined index cards
- markers
- black crayons
- craft sticks

like a bad idea at the time, but then it became this beautiful picture! Habakkuk didn't understand why God let bad things happen either. But God was doing something amazing. **Habakkuk learned to trust in God** to take care of His people and rescue them. *How did God plan to fix what sin broke? God planned to send Jesus.* Bad things happen today, but we can trust that Jesus will come back one day and make everything right. Somehow we will see beauty in things we once thought were ugly!

Plant spring-blooming bulbs

Gather needed supplies. Choose a sunny flower bed outside or fill a large container with potting soil. Roll up sleeves and put on smocks. Allow preschoolers to take turns using trowels to dig holes two to three times deeper than the height of your bulbs and a few inches apart. Help dig as needed. Show children how to place the bulbs in the holes, pointed end up. Let preschoolers cover the bulbs with potting soil and then a few inches of mulch. Water well. Display a picture of the flower that will grow from your bulbs for preschoolers. Consult your local garden center for other bulb-care tips.

SAY • Now we have to wait until spring for our flowers to bloom. That may seem like a long time to wait, but these flowers actually need to be in the cold ground for a while so they can grow. When you get tired of the cold weather this winter, just remember our flowers and our Bible story today! Habakkuk wondered why he had to wait so long for help. But God was doing something amazing, even though it seemed like bad things were happening everywhere.

- large container (optional)
- potting soil
- trowels
- quality spring-blooming flower bulbs
- picture of the type of flower you plant (from bulb packaging)
- mulch
- water
- watering cans
- smocks
- gardening gloves (optional)

Tip: If you are teaching this session during the summer or spring, plant a seed or seedling that will bloom next season instead of bulbs.

Habakkuk learned to trust in God. When we look at our flowers, we can remember that Jesus will come back one day and make everything right

Talk with friends

Encourage preschoolers to talk to one another using toy telephones and cardboard tubes or PVC pipes.

SAY • It is good to talk with our friends, but it is amazing that we can talk with God! Habakkuk told God about the bad things happening in Judah, and God heard him. God knew what was happening, and He told Habakkuk about His amazing plan. **Habakkuk learned to trust in God.** We can tell God about what is happening in our life too. God hears us. As we learn His truth in the Bible, we will learn to trust that Jesus will come back one day and make everything right.



Decide what is missing

Show children several pieces of football equipment such as a football, helmet, cleats, and so forth. Then show preschoolers a Bible. Line up the items on a table. Ask preschoolers to turn around. Take away something from the table. Tell preschoolers to turn around and take turns guessing what is missing. Repeat as time allows.

SAY • For Christian coaches in Baltimore, the Bible is an important part of football. They use the Bible to teach the team to trust in God. In today's Bible story, **Habakkuk learned to trust in God.** Let's pray that the teenagers in Baltimore will learn to trust in God too.

- toy telephones
- cardboard tubes or PVC pipes

- Bible
- football equipment

Tip: Print images of football equipment and a Bible from the Internet if actual equipment is unavailable.

Snack and review

Play the countdown video to signal the end of activities. Wash hands and gather preschoolers for snack time. Pray, thanking God for the snack.

Serve the cookie bites made earlier for snack. Talk about how the children had to wait and trust you for their snack. Habakkuk lived when bad things were happening everywhere. **Habakkuk learned to trust in God** to take care of His people. Bad things happen today, but we can trust that Jesus will come back and make everything right.

Show the Bible story picture as you ask the following questions. Retell parts of the Bible story as needed.

1. What did Habakkuk pray to God about? (*bad things happening*)
2. Did God know about the bad things happening? (*yes*)
3. Was God still working out His good plan for the people? (*yes*)
4. Did Habakkuk say he would only trust God if good things happened. (*No, Habakkuk learned to trust in God no matter what happened.*)
5. ***How did God plan to fix what sin broke? God planned to send Jesus.***

Transition

When preschoolers finish their snack, they may color the Bible story coloring page, play a simple game to practice the key passage or big picture question, or sing along to the key passage or theme song.

If parents are picking up their children at this time, tell them something that their child enjoyed doing or did well during the session. Distribute the preschool big picture cards for families.

- countdown video (optional)
- Allergy Alert
- paper cups and napkins
- snack food
- Bible Story Picture Poster
- Big Picture Question Poster

- Bible Story Coloring Page
- crayons
- Key Passage Poster
- Big Picture Question Poster
- "If My People" song
- "Come, Thou Fount" song
- Big Picture Cards for Families: Babies, Toddlers, and Preschoolers



Use Week of:

Unit 15 • Session 5

Judah Taken Captive

BIBLE PASSAGE:

2 Chronicles 36

STORY POINT:

Judah did not listen to God's warning.

KEY PASSAGE:

2 Chronicles 7:14

BIG PICTURE QUESTION:

How did God plan to fix what sin broke?
God planned to send Jesus.

INTRODUCE THE STORY
(15–20 MINUTES)
PAGE 146



TEACH THE STORY
(10–15 MINUTES)
PAGE 148



EXPERIENCE THE STORY
(20–25 MINUTES)
PAGE 150



Additional resources are available at gospelproject.com. For free training and session-by-session help, visit MinistryGrid.com/gospelproject.

LEADER Bible Study

Warnings had come from the prophets for decades. God patiently waited for His people to turn from their sin. The Northern Kingdom of Israel had fallen to Assyria, and the prophet Jeremiah spared few details when he warned Judah what would happen if they did not turn from their evil ways. (See Jer. 25:1-14.)

But the people of Judah did not change their ways. The kingdom had been declining for years, despite King Hezekiah's—and later, Josiah's—efforts to prompt nationwide repentance. When King Josiah died, the people went back to their old ways, worshipping idols and disobeying the Lord.

The time of judgment had come. God used Nebuchadnezzar—the king of Babylon—to deport the people from Judah to Babylon where they would live in exile for 70 years.

Nebuchadnezzar went to Judah when Jehoiakim was king. He put Jehoiakim in chains and took him to Babylon. Jehoiachin became king, and Nebuchadnezzar came back for him too. Many of the people in Judah were taken, along with treasures from the Lord's temple. Nebuchadnezzar put Zedekiah on the throne in Jerusalem.

The people of Judah were unfaithful to God. Zedekiah rebelled against Nebuchadnezzar, and God poured out His wrath on Judah. Nebuchadnezzar showed no mercy to the people of Jerusalem. The Babylonians set fire to the Lord's temple and the king's palace. They destroyed the wall around Jerusalem. Nebuchadnezzar's armies carried most of the people away to Babylon as prisoners; only poor farmers were allowed to stay and work the land. The people were held captive in Babylon, serving the king for 70 years.

Yet God did not abandon His people. The prophet Jeremiah told what would happen next: “The days are coming ... when I will restore the fortunes of my people Israel and Judah” (Jer. 30:3). God was going to save His people from captivity and raise up a new King—a forever King—from the line of David. (See Jer. 30:9.)

The BIBLE Story

Judah Taken Captive

2 Chronicles 36

Josiah, the king of Judah, had three sons: Jehoahaz (jih HOH uh haz), Jehoiakim (jih HOY uh kim), **and** Zedekiah (ZED uh KIGH uh). Josiah had **a grandson** too. His name was Jehoiachin (jih HOY uh kin).

Each of them had a turn at being king. None of them was good like King Josiah.

After Josiah died, Jehoahaz became king. Jehoahaz was not king for very long. He did bad things that God did not like. The king of Egypt took Jehoahaz away and made him a prisoner. So Jehoahaz's brother Jehoiakim became king.

Jehoiakim also did what was wrong. The king of Babylon took Jehoiakim away and made him a prisoner. So Jehoiakim's son Jehoiachin became king.

Jehoiachin also did what was wrong. The king of Babylon sent some of his servants to Judah. **They** took Jehoiachin to Babylon. The king of Babylon made Jehoiachin's uncle king.

His name was Zedekiah.

Zedekiah also did what was wrong. He **led God's people to do wrong things** too. **God loved His people.** He did not want to destroy them, **so He sent prophets to talk to the people. The prophets said, "Stop sinning! Turn back to God!" But the people did not listen.**



It was time for God to punish the people of Judah for their sin. **God allowed the king of Babylon and his armies to attack the people in Judah**, and many of the people died.

The king of Babylon took everything out of the Lord's temple and burned the temple. **They tore down the wall that stood around the city of Jerusalem. The army destroyed anything that was left.**

The king of Babylon took the rest of the people to Babylon, and he made them work for him and his family. All of this happened just as God said it would.

Christ Connection: God was right to punish His people because they sinned. But God still loved them, and He was going to give His people a good king, just like He said He would. Many years later, God sent His Son, Jesus, to be our King forever. Jesus took the punishment we should get for our sin.

Bible Storytelling Tips

• Call their names:

Write the name of each king mentioned in the Bible story on a paper crown including Jesus. Call on volunteers to wear the crowns and stand in front of you as you tell the Bible story. As each new king is mentioned, direct the previous king to sit down. Allow the child wearing the Jesus crown to stand at the end.

• Use people

figures: Collect several people figures to recreate the story as you tell it. Put one figure forward each time you name a new king, then toss him aside to represent his exile. Use a couple of figures as the prophets. Then sweep the whole crowd away.

INTRODUCE the Story



SESSION TITLE: Judah Taken Captive

BIBLE PASSAGE: 2 Chronicles 36

STORY POINT: Judah did not listen to God's warning.

KEY PASSAGE: 2 Chronicles 7:14

BIG PICTURE QUESTION: How did God plan to fix what sin broke? God planned to send Jesus.

Welcome time

- "Come, Thou Fount" song
- offering basket
- Allergy Alert
- favorite toys related to the Bible story theme

Play a theme song in the background as you greet preschoolers and follow your church's security procedures. Set an offering basket near the door to collect at an appropriate time. Post an allergy alert, if necessary. Set out a few favorite theme-related toys, such as puzzles and blocks.

Activity page

- "Choose the Good" activity page, 1 per child
- crayons or markers

Guide preschoolers to choose the one good thing in each row of bad items.

SAY • Good job choosing the good thing in each set! In our Bible story today, we will hear how one good king was followed by several bad kings. Those bad kings later became prisoners. We will hear the whole story today from the Bible.

LOW PREP

Play reverse red-light, green-light

Choose one child to stand at the front of the group, and line up the rest of the children directly in front of him. Explain that when the child at the front turns his back, children may sneak away from him. But when he says "turn back!" and spins around, children must freeze and face him. If he catches anyone moving when he looks, that child must

return to her starting position. Whoever reaches the other side of the room first may lead the next round.

SAY • These past few weeks, we have been learning about some of the prophets and kings who told people to turn back to God. But the people did not listen. In today's Bible story, we will learn what happened to the people who kept turning away from God.

Vote on rules

Invite a child to name a rule for the group to obey. It can be a real class rule or a made-up one. Write a brief paraphrase of the rule on a large sheet of paper or dry erase board, then take a vote on whether to establish the rule for the day. Make a tally mark for each yes or no in separate columns, then count the vote with preschoolers. Determine whether the rule received more yes votes than no votes to establish the class rule. Repeat with more rules suggested by other children.

- large sheet of paper or dry erase board
- marker or dry erase marker

SAY • Some of these rules are silly! I'm glad we could vote on which of these rules we want to follow. All of God's rules are good! He wants us to follow all of them because He made them for our good and our joy. Some people don't think that God's rules are good or that we should follow all of them. Our Bible story today will explain what happened to people who did not honor God's good law.

Transition to teach the story

To gain the attention of all the preschoolers to move them to Bible study, show the countdown video, turn the lights off and on, or clap a simple rhythm for the children to copy. Tell children to walk like prisoners to Bible study with their hands clasped behind their backs.

- countdown video (optional)

TEACH the Story



SESSION TITLE: Judah Taken Captive

BIBLE PASSAGE: 2 Chronicles 36

STORY POINT: Judah did not listen to God's warning.

KEY PASSAGE: 2 Chronicles 7:14

BIG PICTURE QUESTION: How did God plan to fix what sin broke? God planned to send Jesus.

Introduce the Bible story

- Bible
- bookmark
- Giant Timeline

Place a bookmark at 2 Chronicles 36 in your Bible. Invite a preschooler to open it. Reverently display the open Bible.

SAY • God gives us His true words in the Bible. We've heard His message through prophets. Let's find out if the people listened in our Bible story from 2 Chronicles.

Point to the Bible story picture on the giant timeline.

Remind children that all the stories in the Bible fit together to tell an even bigger story. The Bible tells us the big story of how God rescues sinners through His Son, Jesus.

Watch or tell the Bible story

- Story Point Poster
- "Judah Taken Captive" video (optional)
- Bible Story Picture Poster

Show the video or tell the Bible story using the provided storytelling tips. Use the bolded version of the Bible story for young preschoolers.

SAY • Even though King Josiah led the people back to God and God sent prophets to warn them, **Judah did not listen to God's warning.** They kept doing wrong things. God allowed the Babylonians to attack His people. God was right to punish His people because they sinned. But God still loved them, and He was going to give His people a good king. Many years later, God sent His Son, Jesus, to be our King forever.

Practice the key passage

Before the session, print each word of the key passage on a separate strip of paper. Place the key passage marker at 2 Chronicles 7:14. Invite a child to open your Bible to the key passage. Invite a child to loop the first strip with tape. Invite another child to loop the second strip through the first. Continue adding loops and repeating words until you have completed the key passage paper chain.

SAY • God told His people that He would forgive them when they turned back to Him, but **Judah did not listen to God’s warning.** God was right to punish His people because they sinned. Jesus took the punishment we should get for our sin.

Sing the key passage song, “If My People,” and the theme song, “Come, Thou Fount.”

- paper
- scissors (adult use)
- marker
- Bible
- Key Passage Marker
- Key Passage Poster
- “If My People” song
- “Come, Thou Fount” song

Learn the big picture question

SAY • None of the prophets, priests, or kings in our Bible stories could make people love God. ***How did God plan to fix what sin broke? God planned to send Jesus.*** Jesus is our perfect Prophet, Priest, and King!

- Big Picture Question Poster



Missions moment

Ask preschoolers to stand and cheer when you say an activity that they might like to do. Use the suggestions in the margin or create your own.

SAY • No matter what you like to do, God can use that thing to help people turn to Him. Christian coaches in Baltimore use football to tell people about Jesus. Show the “Team Bible Study Photo.”

- “Team Bible Study Photo” printable

- Suggested activities:
- sports
 - dancing
 - cooking
 - playing with friends
 - playing with animals

Pray and transition to experience the story

EXPERIENCE the Story



SESSION TITLE: Judah Taken Captive

BIBLE PASSAGE: 2 Chronicles 36

STORY POINT: Judah did not listen to God's warning.

KEY PASSAGE: 2 Chronicles 7:14

BIG PICTURE QUESTION: How did God plan to fix what sin broke? God planned to send Jesus.

LOW PREP

Sing the story

Sing the following lyrics to the tune of "Father Abraham."

"King Josiah had many sons.

Many sons had King Josiah.

Every one of them did what was wrong.

So God sent King Jesus!"

After the first time through, shout "right arm" and begin waving your right arm as you sing again. Add the left arm after the second time, then right foot, left foot, nod your head, and turn around. Lead preschoolers to perform the motions and join in the song as they are able. Finish by shouting "sit down!"

SAY • The kings and people of **Judah did not listen to God's warning.** God was right to punish His people because they sinned. But God still loved them, and He was going to give His people a good king, just like He said He would. Many years later, God sent His Son, Jesus, to be our King forever. Jesus took the punishment we should get for our sin.

Look at maps

Show preschoolers the distance between Jerusalem and Babylon on the "Old Testament Mediterranean Map." To give children context, find your hometown on a local map

- "Old Testament Mediterranean Map" from the Small Group Timeline and Map Set (005802970)
- local and global maps

and point out a comparable distance, explaining how long it would take to walk there. Ask preschoolers about distant places they have traveled and show them the places on a map. Talk about what it would feel like to have to stay there for the rest of your life.

SAY • Judah did not listen to God's warning, so God allowed the king of Babylon and his armies to attack the people in Judah. The king of Babylon took the people all the way to Babylon, and he did not allow them to return home. God was right to punish His people because they sinned. But God still loved them, and He was going to give His people a good king, just like He said He would. Many years later, God sent His Son, Jesus, to be our King forever. Jesus took the punishment we should get for our sin.

Draw with charcoal

Provide charcoal sticks or pencils and white paper. Encourage children to draw scenes from the Bible story with the charcoal. Explain that charcoal is made from burned wood.

- charcoal sticks or pencils
- white construction paper or art paper
- wipes

SAY • Judah did not listen to God's warning, so God allowed the king of Babylon and his armies to attack the people in Judah. The Babylonians burned the temple and destroyed Jerusalem. It was a dark, messy scene, like our pictures. God was right to punish His people because they sinned. But God never stopped loving them. He was going to give His people a good king, just like He said He would. ***How did God plan to fix what sin broke? God planned to send Jesus.*** Many years later, God sent His Son, Jesus, to be our King forever. Jesus took the punishment we should get for our sin.

Knock down dominoes

• dominoes

Show children how to set dominoes on end in a row. Gently knock down the first domino and watch the rest follow.

Tip: If dominoes are not available, use blocks instead.

Allow children to set up and knock down their own domino sequences.

SAY • When you knocked down the domino, the rest followed. That is how it works with leaders of people, too. When a leader does wrong things, often the people do wrong things. God was right to punish His people because they sinned. But God still loved them, and He was going to give His people a good king, just like He said He would. ***How did God plan to fix what sin broke? God planned to send Jesus.*** Many years later, God sent His Son, Jesus, to be our King forever. Jesus took the punishment we should get for our sin. Because our King Jesus obeyed perfectly, those who follow Him are rewarded too!



Cheer with pom-poms

• streamers or ribbons
• paper towel tubes or craft sticks
• "If My People" song (optional)
• "Come, Thou Fount" song (optional)

Invite preschoolers to make cheer pom-poms by taping strips of streamers or ribbons to paper towel tubes or craft sticks. Play music and encourage preschoolers to cheer while moving to the music. Lead preschoolers in cheering the big picture question and answer.

SAY • When we think about what Jesus has done for us, we want to tell other people about Him! That's what missionaries do. They want people to know that God sent His Son, Jesus, to fix what sin broke. God sent Jesus to be our King forever. Jesus took the punishment we should get for our sin. ***How did God plan to fix what sin broke? God planned to send Jesus.***

Snack and review

Play the countdown video to signal the end of activities. Wash hands and gather preschoolers for snack time. Pray, thanking God for the snack.

Serve two choices for snack: a desirable one and an undesirable (but not dangerous) one. Warn children which snack they should choose and advise them to heed your warning. Talk about how **Judah did not listen to God's warning**. God was right to punish His people because they sinned. But God still loved them.

Show the Bible story picture as you ask the following questions. Retell parts of the Bible story as needed.

1. Were any of Josiah's sons good kings? (*no*)
2. Did the people listen to the prophets' warnings? (*no*)
3. Who attacked the people in Judah? (*the king of Babylon and his armies*)
4. What did they destroy? (*the temple, the wall around Jerusalem, anything that was left*)
5. Where did the king of Babylon take the people? (*to Babylon*)
6. ***How did God plan to fix what sin broke? God planned to send Jesus.***

Transition

When preschoolers finish their snack, they may color the Bible story coloring page, play a simple game to practice the key passage or big picture question, or sing along to the key passage or theme song.

If parents are picking up their children at this time, tell them something that their child enjoyed doing or did well during the session. Distribute the preschool big picture cards for families.

- countdown video (optional)
- Allergy Alert
- paper cups and napkins
- snack food
- Bible Story Picture Poster
- Big Picture Question Poster
- desirable snack (optional)
- undesirable snack (optional)

- Bible Story Coloring Page
- crayons
- Key Passage Poster
- Big Picture Question Poster
- "If My People" song
- "Come, Thou Fount" song
- Big Picture Cards for Families: Babies, Toddlers, and Preschoolers



Use Week of:

Unit 15 • Session 6

Ezekiel Gave Hope

BIBLE PASSAGE:

Ezekiel 37

STORY POINT: God planned to bring His people home.

KEY PASSAGE:

2 Chronicles 7:14

BIG PICTURE QUESTION:

How did God plan to fix what sin broke?
God planned to send Jesus.

INTRODUCE THE STORY
(15–20 MINUTES)
PAGE 158



TEACH THE STORY
(10–15 MINUTES)
PAGE 160



EXPERIENCE THE STORY
(20–25 MINUTES)
PAGE 162



Additional resources are available at gospelproject.com. For free training and session-by-session help, visit MinistryGrid.com/gospelproject.

LEADER Bible Study

Ezekiel had a tough job: ministering to people who had rejected God and suffered the consequences. The exiled people of Judah were eager to blame God for their circumstances. “It’s not fair!” they argued. (See Ezek. 18:25.)

Ezekiel told the people that they were at fault for their exile; their faithlessness had provoked God’s wrath. The people were getting what they deserved. “I take no pleasure in anyone’s death,” God said. “So repent and live!” (Ezek. 18:32).

God gave Ezekiel a vision. In this vision, God showed Ezekiel a valley of dry bones. The bones represented Israel. Ezekiel prophesied that God would put tendons, flesh, and skin on the bones. He would put breath in them so they would come to life.

Ezekiel encouraged the exiles. Apart from God, they were dead. But God was offering them life. He would restore their future. “My dwelling place will be with them,” God said. “I will be their God, and they will be my people” (Ezek. 37:27).

We too are dead in our sin. (Eph. 2:1) Sin separates us from God because He is holy. We are apart from God’s presence. But God does not delight in our death. He is patient and wants us to repent and live!

Hundreds of years after Ezekiel died, God’s presence came to His people through Jesus Christ, Immanuel—meaning, “God with us.” Jesus is the source of life; He offers us living water. (John 4:10,14) If we do not drink of it, we will be like the dry bones. No life will be in us.

Jesus changes that. He brings life to the spiritually dead. God saves us by grace, making us alive with Christ through the Holy Spirit. (Eph. 2:4-5)

The BIBLE Story

Ezekiel Gave Hope

Ezekiel 37

Ezekiel was with God's people when they were taken as prisoners to Babylon. God gave Ezekiel a vision. In this vision, God took Ezekiel to a valley. The valley was filled with old, dry bones. Ezekiel walked through the valley. God asked Ezekiel, "Can these bones come to life?"

Ezekiel said, "God, only You know if these bones can come to life."

God said, "Talk to these bones for Me. Say, 'Dry bones, hear what God says: I will give you breath, and you will come to life. I will give you a body. Then you will know that I am God.'" Ezekiel began talking to the bones. All of a sudden, there was a rattling noise. The bones were moving and coming together like God had said.

God said, "Talk to the breath for Me. Say, 'This is what God says: Breath, come into these bones! Make them alive!'" Ezekiel talked to the breath, and the breath went into the bones.

The bones came to life, and a big army stood up in front of Ezekiel.

God said, "My people are like these bones. They think they are dried up. They do not think they have a future. I want you to talk to My people for Me." God told Ezekiel what to say to the people of



Israel. “Say: I am going to bring My people back to the land of Israel. I will give them life in their own land, and they will know that I am God.”

Then God told Ezekiel to pick up two sticks. The first stick was for the people of Judah, and the second stick was for the people of Israel. Ezekiel held the two sticks together in one hand so they were like one stick. God said He was going to bring Judah and Israel back together. They would not be two separate nations anymore. They would be one nation again.

God’s people were also going to get a new king! This new king would be like a shepherd. **God promised that His people would go home to their land, and they would never be taken away again. “I will be with them,” God said. “I will be their God, and they will be My people.”**

Christ Connection: When we disobey God, we are like the dead bones God showed Ezekiel. But God gave us Jesus to take away our sin. When we turn from sin and trust Jesus, He gives us life so we can be with God forever.

Bible Storytelling Tips

- **Act it out:** Walk among the seated preschoolers as you tell the story, inviting them to stand as you describe the bones coming to life. Invite the children to take a deep breath at the appropriate time. Encourage them to follow you to another area of the room as you describe God’s promise to bring His people home.
- **Pause for effect:** Grab listeners’ attention by pausing strategically between each section of God’s words.

INTRODUCE the Story



SESSION TITLE: Ezekiel Gave Hope

BIBLE PASSAGE: Ezekiel 37

STORY POINT: God planned to bring His people home.

KEY PASSAGE: 2 Chronicles 7:14

BIG PICTURE QUESTION: How did God plan to fix what sin broke? God planned to send Jesus.

Welcome time

- “Come, Thou Fount” song
- offering basket
- Allergy Alert
- favorite toys related to the Bible story theme

Play a theme song in the background as you greet preschoolers and follow your church’s security procedures. Set an offering basket near the door to collect at an appropriate time. Post an allergy alert, if necessary. Set out a few favorite theme-related toys, such as puzzles and blocks.

Activity page

- “Find the Differences” activity page, 1 per child
- crayons or markers

Guide preschoolers to look at the two pictures and circle the differences in the bottom picture.

SAY • In our Bible story today, God gave His prophet Ezekiel a vision. In this vision, God took Ezekiel to a valley. The valley was filled with old, dry bones. Can you guess from the picture what happened next? We will find out in today’s Bible story.

LOW PREP

Tip: Be sensitive to children with physical limitations.

Exercise your body

Lead preschoolers through various exercises, talking about which parts of the body you are using. You may run in place to get hearts pumping, do push-ups to work arm muscles, do jumping jacks to work leg muscles, and so forth. Ask preschoolers to point to the place on the body where they feel the exercise working. Finish with stretches and deep breaths.

SAY • Our bodies are made up of lots of parts like bones, muscles, hearts, lungs, and brains. All of the parts work together, so we should take care of our whole body to stay healthy. Do you think a skeleton—that’s the bones in your body—could stand up by itself? God asked a prophet named Ezekiel a similar question in our Bible story today. Let’s listen to find out if bones can come to life.

Interpret signs

Print and cut apart the “Symbols” printable. Show preschoolers one image at a time and ask what each symbol means.

- “Symbols” printable, 1 per group
- scissors (adult use)

SAY • People use symbols to represent things. Knowing what symbols like this skull and crossbones mean is important. The skull and crossbones means something is deadly. Other symbols represent happier things, like a heart for *love* or a peace sign for *peace*. The walk symbol on a crosswalk sign lets us know it is safe to cross the street. We think of a king when we see a crown, and we think of Jesus when we see a cross. God showed a prophet named Ezekiel a vision. Just like symbols give us messages, God sometimes uses visions to give us His special messages. Listen to our Bible story today to learn more!

Transition to tell the story

To gain the attention of all the preschoolers to move them to Bible study, show the countdown video, turn the lights off and on, or clap a simple rhythm for the children to copy. Invite preschoolers to march like an army as they move to Bible study.

- countdown video (optional)

TEACH the Story



SESSION TITLE: Ezekiel Gave Hope

BIBLE PASSAGE: Ezekiel 37

STORY POINT: God planned to bring His people home.

KEY PASSAGE: 2 Chronicles 7:14

BIG PICTURE QUESTION: How did God plan to fix what sin broke? God planned to send Jesus.

Introduce the Bible story

- Bible
- bookmark
- Giant Timeline

Place a bookmark at Ezekiel 37 in your Bible. Invite a preschooler to open it. Reverently display the open Bible.

SAY • Today's Bible story from the Book of Ezekiel may be hard to believe, but we know this story is true since it is in the Bible, and the Bible is God's Word!

Point to the Bible story picture on the giant timeline.

Remind children that all the stories in the Bible fit together to tell an even bigger story. The Bible tells us the big story of how God rescues sinners through His Son, Jesus.

Watch or tell the Bible story

- Story Point Poster
- "Ezekiel Gave Hope" video (optional)
- Bible Story Picture Poster

Show the video or tell the Bible story using the provided storytelling tips. Use the bolded version of the Bible story for young preschoolers.

SAY • Can you imagine how Ezekiel felt watching all those old bones come to life as a big army? It might sound scary, but this vision gave God's people hope. They thought life was over now that they were prisoners in Babylon, but **God planned to bring His people home**. When we disobey God, we are like the dead bones God showed Ezekiel. But God sent Jesus to take away our sin. When we turn from sin and trust Jesus, He gives us life so we can be with God forever.

Practice the key passage

Place the key passage marker at 2 Chronicles 7:14. Invite a child to open your Bible to the key passage. Read the key passage aloud.

SAY • God used Ezekiel to remind His people that He would forgive them and give them life in their own land, just like our key passage promises! When we turn from sin and trust Jesus, He gives us life so we can be with God forever.

Sing the key passage song, “If My People,” and the theme song, “Come, Thou Fount.”

- Bible
- Key Passage Marker
- Key Passage Poster
- “If My People” song
- “Come, Thou Fount” song

Learn the big picture question

SAY • Let’s answer our big picture question. *How did God plan to fix what sin broke? God planned to send Jesus.* God gave us Jesus to take away our sin. When we turn from sin and trust Jesus, He gives us life so we can be with God forever.

- Big Picture Question Poster



Missions moment

SAY • Let’s watch a video about a championship game. Stand and cheer when you see the Eagles play! Show the “10:12 Sports (Part 3)” missions video.

SAY • Coach Sean and his team won the final game, but they know that trusting in Jesus is better than winning a game. Jesus gives us life so we can be with God forever.

- “10:12 Sports (Part 3)” missions video

Pray and transition to experience the story

EXPERIENCE the Story



SESSION TITLE: Ezekiel Gave Hope

BIBLE PASSAGE: Ezekiel 37

STORY POINT: God planned to bring His people home.

KEY PASSAGE: 2 Chronicles 7:14

BIG PICTURE QUESTION: How did God plan to fix what sin broke? God planned to send Jesus.

LOW PREP

Tip: If you are unfamiliar with the tune, look it up online before the session.

Sing “Dem Bones”

Teach children a version of the song “Dem Bones,” pointing to the body parts named:

“Ezekiel connected dem dry bones,
Ezekiel connected dem dry bones,
Ezekiel in the Valley of Dry Bones,
Now hear the Word of the Lord.

Foot bone connected to the leg bone.
Leg bone connected to the knee bone.
Knee bone connected to the thigh bone.
Thigh bone connected to the back bone.
Back bone connected to the neck bone.
Neck bone connected to the head bone.
Now hear the Word of the Lord.

Dem bones, dem bones gonna walk around.
Dem bones, dem bones gonna walk around.
Dem bones, dem bones gonna walk around.
Now hear the Word of the Lord.”

SAY • When we disobey God, we are like the dead bones God showed Ezekiel. But God wanted His people to know that He would give them new life. **God planned to bring His people home.** God gave us

Jesus to take away our sin. When we turn from sin and trust Jesus, He gives us life so we can be with God forever.

Dig for bones

Before the session, gather clean, plastic dog bones or spray paint small edible dog bones white. Cover a table and the floor below with plastic tablecloths. Place a large plastic bin filled with a couple inches of sand on the table. Hide the bones in the sand. Place small sand toys in the bin for preschoolers to use as they dig for the bones.

- large plastic bin
- clean plastic dog bones
- small edible dog bones (optional)
- white spray paint (optional)
- plastic tablecloths, 2
- play sand
- sand toys

SAY • Was it fun to find the bones in the sand? God showed Ezekiel a whole valley full of dry bones. Ezekiel watched the bones put on flesh and come to life. When we disobey God, we are like the dead bones God showed Ezekiel. *But* God wanted His people to know that He would give them new life. ***How did God plan to fix what sin broke? God planned to send Jesus.*** God gave us Jesus to take away our sin. When we turn from sin and trust Jesus, He gives us life so we can be with God forever.

Bring it back together

Provide simple body or map puzzles. If none are available, print and cut apart images from the Internet or extra copies of the Bible story picture. Help children work the puzzles.

- body or map puzzles
- Bible Story Picture Poster, extra copies (optional)
- scissors (adult use) (optional)

SAY • Our puzzles looked like broken pictures before we started. But you brought all the pieces back together into one picture! God showed Ezekiel that He could bring dry bones back together into a living body. God also promised to bring the people of Judah and Israel back together into one nation. **God planned**

to bring His people home. When we disobey God, we are like the dead bones God showed Ezekiel. ***How did God plan to fix what sin broke? God planned to send Jesus.*** God gave us Jesus to take away our sin. When we turn from sin and trust Jesus, He gives us life so we can be with God forever.

Look at fossils

· picture books about fossils

Tip: Make sure books support the Biblical view of creation.

Check out picture books about fossils from the local library. Allow children to look at the bones pictured in the books. Ask if the depicted animals can come back to life.

SAY • God asked Ezekiel, “Can these bones come to life?” Ezekiel said, “God, only You know if these bones can come to life.” God showed Ezekiel that He could bring dry bones back together into a living body. When we disobey God, we are like the dead bones God showed Ezekiel. ***How did God plan to fix what sin broke? God planned to send Jesus.*** God gave us Jesus to take away our sin. When we turn from sin and trust Jesus, He gives us life so we can be with God forever.



Decorate champion awards

· “Champion Award” printable, 1 per child
· markers or crayons
· stickers

Give each child a “Champion Award.” Invite the children to decorate their awards with markers or crayons and stickers.

SAY • We are sinners. We disobey God and do wrong things, but God gave us Jesus to take away our sin. But when we turn from sin and trust Jesus, He makes us champions because He is the only true Champion. Jesus gives us life so we can be with God forever. That’s far better than winning a game!

Snack and review

Play the countdown video to signal the end of activities. Wash hands and gather preschoolers for snack time. Pray, thanking God for the snack.

Serve string cheese for snack. Invite preschoolers to tear and arrange their string cheese to look like bones before eating. God gave Ezekiel a vision of dry bones coming to life to show that **God planned to bring His people home**. When we sin, we are like those dry bones, but God gave us Jesus to take away our sin. When we turn from sin and trust Jesus, He gives us life so we can be with God forever.

Show the Bible story picture as you ask the following questions. Retell parts of the Bible story as needed.

1. What did Ezekiel see in the vision? (*a valley filled with old, dry bones*)
2. What happened when Ezekiel spoke God's words to the bones? (*They came to life.*)
3. Who are the dead bones like? (*God's people, us*)
4. What did God promise His people? (*to bring them home forever and to be with them*)
5. ***How did God plan to fix what sin broke? God planned to send Jesus.***

Transition

When preschoolers finish their snack, they may color the Bible story coloring page, play a simple game to practice the key passage or big picture question, or sing along to the key passage or theme song.

If parents are picking up their children at this time, tell them something that their child enjoyed doing or did well during the session. Distribute the preschool big picture cards for families.

- countdown video (optional)
- Allergy Alert
- paper cups and napkins
- snack food
- Bible Story Picture Poster
- Big Picture Question Poster
- string cheese (optional)

- Bible Story Coloring Page
- crayons
- Key Passage Poster
- Big Picture Question Poster
- "If My People" song
- "Come, Thou Fount" song
- Big Picture Cards for Families: Babies, Toddlers, and Preschoolers

Volume 1: In the Beginning

Unit 1: God Created Everything

- Session 1: God Created the World (*Genesis 1*)
- Session 2: God Created People (*Genesis 1–2*)
- Session 3: Sin Entered the World (*Genesis 3*)
- Session 4: Noah and the Ark (*Genesis 6–9*)
- Session 5: The Tower of Babel (*Genesis 11*)
- Session 6: The Suffering of Job (*Job*)

Unit 2: God Formed a Nation

- Session 1: God's Covenant with Abraham (*Genesis 12; 15; 17*)
- Session 2: Abraham and Isaac (*Genesis 22*)
- Session 3: Isaac and Rebekah (*Genesis 24*)
- Session 4: God's Promise to Isaac (*Genesis 25–26*)

Unit 3: The Nation Grew

- Session 1: Jacob and Esau (*Genesis 27–28*)
- Session 2: Jacob and Rachel (*Genesis 29–31*)
- Session 3: Jacob's New Name (*Genesis 32–33*)

Volume 2: Out of Egypt

Unit 4: God's People in Egypt

- Session 1: Joseph Sent to Egypt (*Genesis 37*)
- Session 2: Joseph Explained Dreams (*Genesis 39–41*)
- Session 3: Joseph Saved His Family (*Genesis 42–46; 50*)
- Christmas: Jesus Was Born (*Isaiah 9; Luke 2*)
- Session 4: Moses Was Born and Called (*Exodus 1–4*)
- Session 5: The Plagues and the Passover (*Exodus 5–12*)
- Session 6: The Red Sea Crossing (*Exodus 13–15*)

Unit 5: Toward the Promised Land

- Session 1: Bread from Heaven (*Exodus 15–17*)
- Session 2: Jethro Helped Moses (*Exodus 18*)
- Session 3: The Ten Commandments (*Exodus 19–20*)

Unit 6: Worship in the Wilderness

- Session 1: The Golden Calf (*Exodus 32; 34*)
- Session 2: The Tabernacle Was Built (*Exodus 35–40*)
- Session 3: Rules for Sacrifice (*Leviticus*)

Volume 3: Into the Promised Land

Unit 7: Wandering in the Wilderness

- Session 1: Joshua and Caleb (*Numbers 13–14*)
- Session 2: The Bronze Snake (*Numbers 20–21*)
- Session 3: Balaam and Balak (*Numbers 22–24*)
- Session 4: Moses' Farewell (*Deuteronomy 31–34*)

Unit 8: Conquering the Land

- Session 1: Crossing the Jordan (*Joshua 1–4*)
- Session 2: The Battle of Jericho (*Joshua 2; 6*)
- Session 3: Taking the Land (*Joshua 10–11; 24*)
- Easter: Jesus' Crucifixion and Resurrection (*Matthew 26–28*)

Unit 9: The Cycle of Judges

- Session 1: Israel's Unfaithfulness (*Judges 1–3*)
- Session 2: Deborah and Barak (*Judges 4–5*)
- Session 3: Gideon (*Judges 6–8*)
- Session 4: Samson (*Judges 13–16*)
- Session 5: Ruth and Boaz (*Ruth*)

Volume 4: The Kingdom Provided

Unit 10: Samuel and King Saul

- Session 1: Hannah and Samuel (*1 Samuel 1–3*)
- Session 2: The Ark Was Captured (*1 Samuel 4–6*)
- Session 3: Israel's First King (*1 Samuel 8–15*)

Unit 11: Great King David

- Session 1: David Was Anointed (*1 Samuel 16–17*)
- Session 2: David Showed Mercy (*1 Samuel 24*)
- Session 3: God's Covenant with David (*2 Samuel 6–7*)
- Session 4: David's Kindness (*2 Samuel 9*)
- Session 5: David Sinned and Was Restored (*2 Samuel 11–12; Psalm 51*)
- Session 6: David's Psalm (*Psalms 23*)

Unit 12: Wise King Solomon

- Session 1: Solomon Asked for Wisdom (*1 Kings 2–3*)
- Session 2: Wisdom for God's People (*Proverbs; Ecclesiastes; Song of Songs*)
- Session 3: Solomon Built the Temple (*1 Kings 6–8*)
- Session 4: The Kingdom Divided (*1 Kings 11–12*)

Volume 5: A Nation Divided

Unit 13: Elijah and Elisha

- Session 1: Elijah and the Widow (*1 Kings 17*)
- Session 2: Elijah at Mount Carmel (*1 Kings 18–19*)
- Session 3: Elijah and Elisha (*2 Kings 2*)
- Session 4: Elisha and the Army (*2 Kings 6–7*)

Unit 14: The Northern Kingdom of Israel

- Session 1: Jonah, Prophet to Nineveh (*Jonah*)
- Session 2: Hosea, Prophet to Israel (*Hosea*)
- Session 3: Israel Taken Captive (*2 Kings 17*)

Unit 15: The Southern Kingdom of Judah

- Session 1: Isaiah, Prophet to Judah (*Isaiah 6; 53*)
- Session 2: Hezekiah and Josiah (*2 Chronicles 29; 34–35*)
- Session 3: Jeremiah, Prophet to Judah (*Jeremiah*)
- Session 4: Habakkuk the Prophet (*Habakkuk*)
- Session 5: Judah Taken Captive (*2 Chronicles 36*)
- Session 6: Ezekiel Gave Hope (*Ezekiel 37*)

Volume 6: A People Restored

Unit 16: Hope in Exile

- Session 1: The Fiery Furnace (*Daniel 3*)
- Session 2: Nebuchadnezzar's Dream (*Daniel 4*)
- Session 3: Daniel in the Lions' Den (*Daniel 6*)
- Christmas: Jesus Was Born (*Matthew 1*)
- Session 4: Daniel's Dream (*Daniel 7*)

Unit 17: Return to the Land

- Session 1: Obadiah the Prophet (*Obadiah*)
- Session 2: The Captives Came Home (*Ezra 1–3; Haggai*)
- Session 3: The Temple Was Rebuilt (*Ezra 4–6*)
- Session 4: Zechariah the Prophet (*Zechariah*)

Unit 18: The People Restored

- Session 1: Esther Saved Her People (*Esther*)
- Session 2: The Walls Rebuilt (*Nehemiah 1–6*)
- Session 3: God's People Repented (*Nehemiah 7–13*)
- Session 4: Malachi the Prophet (*Malachi*)

Volume 7: Jesus the Messiah

Unit 19: Into the World

- Session 1: From Adam to Jesus (*Matthew 1; Luke 3; John 1*)
- Session 2: John Was Born (*Luke 1*)
- Session 3: Jesus Was Born (*Luke 2*)

- Session 4: Jesus Was Dedicated (*Luke 2*)
- Session 5: Jesus as a Child (*Matthew 2; Luke 2*)

Unit 20: Prepare the Way

- Session 1: Jesus' Baptism (*Matthew 3; Mark 1; Luke 3; John 1*)
- Easter: Jesus' Crucifixion and Resurrection (*Matthew 26–28; 1 Corinthians 15*)
- Session 2: Jesus' Temptation (*Matthew 4; Mark 1; Luke 4*)
- Session 3: John Pointed to Jesus (*Matthew 3; John 1; 3*)
- Session 4: Jesus Called Disciples (*Matthew 4; 9; Mark 1–3; Luke 5–6*)

Unit 21: Among the People

- Session 1: Jesus' Early Miracles (*Mark 1*)
- Session 2: Jesus Taught in Nazareth (*Luke 4*)
- Session 3: Jesus and Nicodemus (*John 3*)
- Session 4: Jesus and the Samaritan Woman (*John 4*)

Volume 8: Jesus the Servant

Unit 22: Jesus the Healer

- Session 1: Jesus Healed Ten Men (*Luke 17*)
- Session 2: Jesus Healed a Woman and a Girl (*Mark 5*)
- Session 3: Jesus Healed a Man Who Was Lame (*John 5*)
- Session 4: Jesus Healed a Man Who Was Blind (*John 9*)

Unit 23: Jesus the Teacher

- Session 1: The Sermon on the Mount (*Matthew 5–7*)
- Session 2: The Cost of Following Jesus (*Matthew 8; 16; Luke 9; 14*)
- Session 3: Jesus Taught About Prayer (*Luke 11; 18*)
- Session 4: Jesus Taught About Possessions (*Luke 12*)
- Session 5: The Good Shepherd (*John 10*)

Unit 24: Jesus the Miracle-Worker

- Session 1: Jesus Calmed a Storm (*Matthew 8; Mark 4–5; Luke 8*)
- Session 2: Jesus Fed a Crowd (*Matthew 14; Mark 6; Luke 9; John 6*)
- Session 3: Jesus Walked on Water (*Matthew 14; Mark 6; John 6*)
- Session 4: Jesus Showed His Glory (*Matthew 17; Mark 9; Luke 9*)

Volume 9: Jesus the Savior

Unit 25: The Kingdom to Come

Session 1: Kingdom Parables (*Matthew 13*)

Session 2: Three Parables (*Luke 15*)

Session 3: Jesus' Hard Teachings (*John 6*)

Session 4: Jesus Raised Lazarus (*John 11*)

Unit 26: To the Cross

Session 1: Jesus' Triumphal Entry

(*Matthew 21; Mark 11; Luke 19; John 12*)

Session 2: Jesus Was Questioned

(*Matthew 22; Mark 12; Luke 20*)

Session 3: The Last Supper

(*Matthew 26; Mark 14; Luke 22; John 13*)

Session 4: Jesus Was Arrested (*Matthew 26–27*)

Session 5: Jesus' Crucifixion

(*Matthew 26–27; John 18–19*)

Unit 27: Out of the Grave

Session 1: Jesus' Resurrection

(*Matthew 28; John 20*)

Session 2: The Emmaus Disciples (*Luke 24*)

Session 3: Jesus Appeared to the Disciples

(*Luke 24; John 20*)

Session 4: Jesus Returned to Heaven

(*Matthew 28; Acts 1*)

Volume 10: The Mission Begins

Unit 28: The Holy Spirit Empowers

Session 1: The Holy Spirit Came (*Acts 2*)

Session 2: Peter Healed a Man (*Acts 3–4*)

Christmas: Jesus Was Born (*John 1*)

Session 3: Faithful in Hard Times

(*1 Peter 1–2*)

Session 4: Living Like Jesus (*2 Peter 1*)

Unit 29: The Early Church

Session 1: Ananias and Sapphira (*Acts 4–5*)

Session 2: Stephen's Sermon (*Acts 6–7*)

Session 3: The Good News (*Romans 5–6*)

Session 4: Doers of the Word (*James 1–2*)

Unit 30: The Church Grew

Session 1: Philip and the Ethiopian (*Acts 8*)

Session 2: Paul Met Jesus (*Acts 8–9*)

Session 3: New Life in Jesus (*Colossians 2–3*)

Session 4: Guarding the Truth (*2 Corinthians 11*)

Volume 11: The Church United

Unit 31: From Jews to Gentiles

Session 1: Peter and Cornelius (*Acts 10*)

Session 2: Barnabas in Antioch (*Acts 11*)

Session 3: Jesus Is Better (*Hebrews 1–8*)

Session 4: The Hall of Faith (*Hebrews 11*)

Easter: Jesus' Crucifixion and Resurrection
(*Matthew 26–28; John 20*)

Unit 32: Making Disciples

Session 1: Peter Escaped from Prison (*Acts 12*)

Session 2: Paul's First Journey (*Acts 13–14*)

Session 3: The Church Divided (*1 Corinthians 1–6*)

Session 4: Letters to Church Leaders

(*1–2 Timothy; Titus*)

Unit 33: A Firm Foundation

Session 1: The Jerusalem Council (*Acts 15*)

Session 2: Paul's Second Journey (*Acts 15–18*)

Session 3: No Other the Gospel (*Galatians 1–3*)

Session 4: Paul Gave Hope (*1–2 Thessalonians*)

Volume 12: All Things New

Unit 34: Fight the Good Fight

Session 1: Paul's Third Journey (*Acts 18–21*)

Session 2: Paul Was Arrested (*Acts 21–23*)

Session 3: Together in Jesus (*Ephesians 2–3*)

Session 4: Running the Race (*Philippians 3*)

Unit 35: Finishing Strong

Session 1: Paul Before Rulers (*Acts 24–26*)

Session 2: Paul's Shipwreck (*Acts 27–28*)

Session 3: Brothers in Christ (*Philemon*)

Session 4: Children of God (*1 John 2–3*)

Session 5: Defending the Faith (*Jude*)

Unit 36: Come, Lord Jesus

Session 1: John's Vision of Jesus (*Revelation 1*)


Session 2: Letters to the Seven Churches

(*Revelation 2–3*)

Session 3: Before the Throne (*Revelation 4–5*)

Session 4: Jesus Will Return (*Revelation 19–22*)

Coming Next Volume!



A People Restored


After the Israelites' disobedience led to 70 years of exile in Babylon, God kept His promise to bring His people home to Judah. Prophets encouraged the people to rebuild the temple. The prophet Zechariah told of a future King who would come humbly on a donkey. Even after returning home, the Israelites struggled to obey God completely and to worship Him. Nehemiah led the people to rebuild Jerusalem's walls and Ezra began teaching God's Word again. Malachi, the last Old Testament prophet, warned the people to repent because the Messiah was coming soon. The stage was set for the arrival of Jesus.



The Fiery Furnace
Daniel 3



**The Temple
Was Rebuilt**
Ezra 4-6; Haggai



**Esther Saved
Her People**
Esther

**I am the LORD ... I will not
give my glory to another.**

Isaiah 42:8 (CSB)

**I am the LORD: ... my glory
will I not give to another.**

Isaiah 42:8 (KJV)

**I am the LORD; ... my glory
I give to no other.**

Isaiah 42:8 (ESV)

**“I am the LORD; ... I will not
yield my glory to another.”**

Isaiah 42:8 (NIV)







**The Lord ... is patient
with you, ... wanting ... all
to come to repentance.**

2 Peter 3:9 (CSB)

**The Lord ... is long-suffering
to us-ward, ... willing ...
that all should come to
repentance.**

2 Peter 3:9 (KJV)

**The Lord ... is patient toward
you, ... wishing ... that all
should reach repentance.**

2 Peter 3:9 (ESV)

**The Lord ... is patient with
you, ... wanting ... everyone
to come to repentance.**


2 Peter 3:9 (NIV)




Images are courtesy of SWBTS Digital Archives, Dr. William L. Wallace Digital Materials Collection.



God told Jonah,
"Go to Nineveh."



Jonah got on a boat
to go far away
from Nineveh.



God sent a storm.



The
sailors
threw
Jonah
into the
sea.



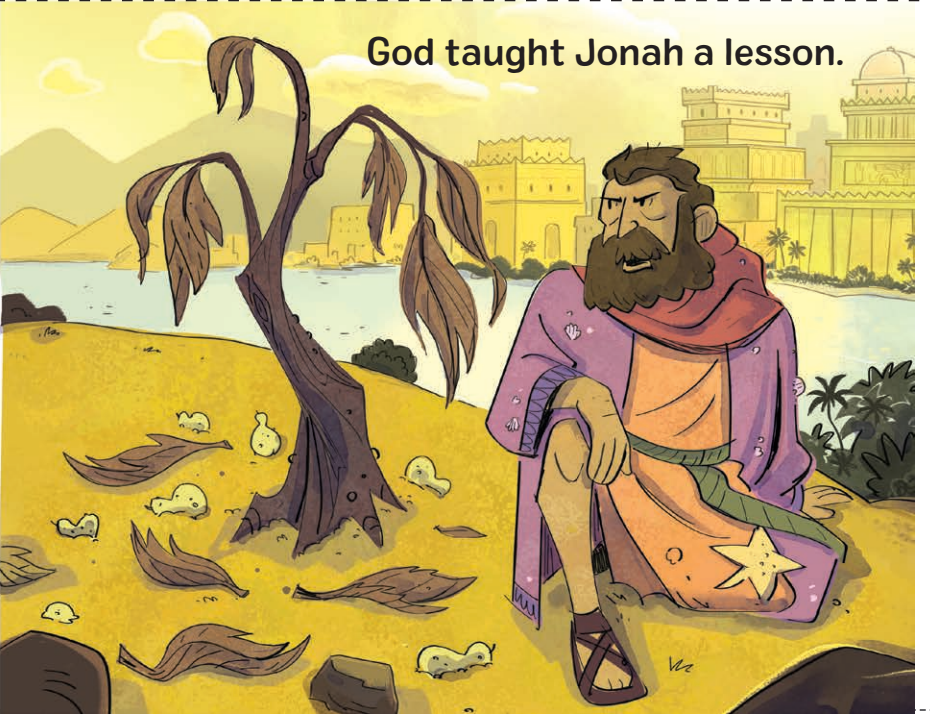
God sent a big fish to swallow Jonah.




After three days and three nights, the fish vomited Jonah onto dry land.



Jonah went to Nineveh.



God taught Jonah a lesson.

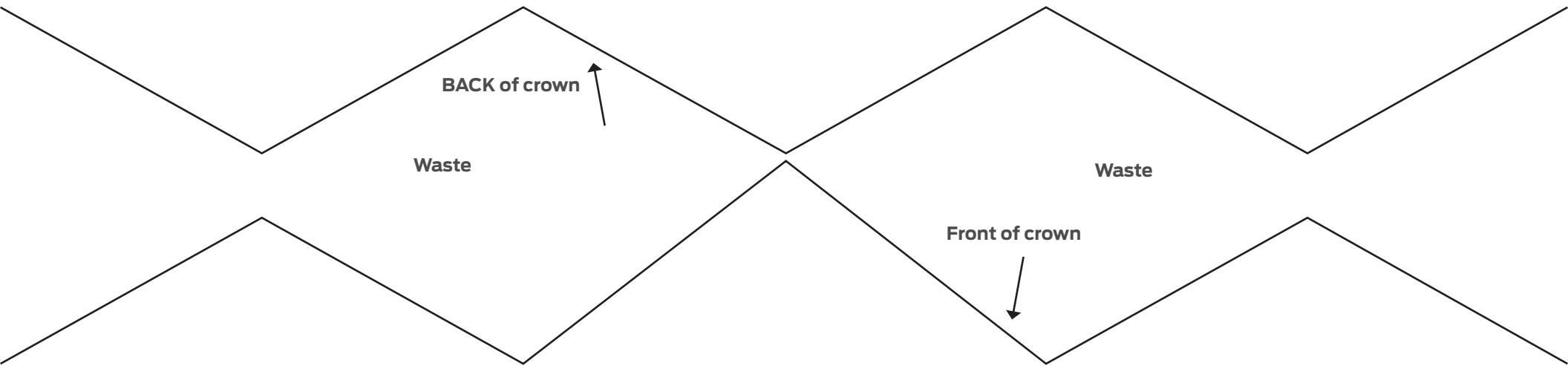


「神愛世人，甚至將他的獨生子賜給他們，
叫一切信他的，不至滅亡，反得永生。」

For God loved the world in this way: He gave his one and only Son, so
that everyone who believes in him will not perish
but have eternal life. John 3:16 (CSB®)

Images are courtesy of SWBTS Digital Archives, Dr. William L. Wallace Digital Materials Collection.





Disobey

Obey

Emily's mother told her to get one piece of candy from the bowl on the counter. Emily takes three pieces of candy and quickly hides two in her pocket. Did Emily obey or disobey?

Robby's teacher told him to take a note home and give it to his parents. He places it in the front pocket of his back pack and remembers to give it to his mom when she picks him up. Did Robby obey or disobey?

Matthew's mother told him to ride his bicycle in the driveway and not to go into the street. He rides up and down the driveway, but then he sees his friend playing across the street so he crosses the street to talk to him. Did Matthew obey or disobey?

Megan's babysitter told her to lay down and rest. Megan really wants to get up and play. She lies very still and thinks about all the things that she will do when it is time to wake up. Did Megan obey or disobey?

Jennifer's big brother is playing outside. Her grandma tells her to call him to come in for supper. She keeps watching TV and does not call her brother. Did Jennifer obey or disobey?

Joey's grandpa asks him to hand him a hammer. Joey quickly moves to the shelf, finds the hammer, and hands it to grandpa. Did Joey obey or disobey?

Darren's teacher tells the boys and girls to line up quietly. Darren pushes to the front of the line and says loudly, "I want to be line leader." Did Darren obey or disobey?

Robert's father asks him to put his plate in the sink. Robert leaves it on the table and runs outside to shoot baskets with his basketball. Did Robert obey or disobey?

Amy's teacher tells her to finish the puzzle and put it on the shelf. She works quickly, puts the puzzle up, and joins the group time. Did Amy obey or disobey?

Cindy's baby sister is crying. Mom asks her to give the baby her pacifier. Cindy says, "I am busy. I am playing with my dolls." Did Cindy obey or disobey?

Andrew's dad tells him to take out the trash. Andrew takes a trash bag all over the house and empties all the trash cans into it. Then he carries his full trash bag to the backyard and puts it in the big trash can. Did Andrew obey or disobey?

April's mother asks her to play quietly while she makes several phone calls. April colors a picture, changes her doll's clothes, and makes a bracelet with sparkly beads until her mom finishes talking on the phone. Did April obey or disobey?

**[If] my people ... turn from
their evil ways, then I will ...
forgive their sin, and heal
their land.**

2 Chronicles 7:14 (CSB)

**If my people ... turn from
their wicked ways; then will
I ... forgive their sin, and will
heal their land.**

2 Chronicles 7:14 (KJV)

**If my people ... turn from
their wicked ways, then I will
... forgive their sin and heal
their land.**

2 Chronicles 7:14 (ESV)

**“If my people ... turn from
their wicked ways, then I will
... forgive their sin.”**

2 Chronicles 7:14 (NIV)







JUDAH TAKEN CAPTIVE: Isaiah told the people of Judah about God's plan. God was going to send away the people from Judah. Some of the people would come home one day. Those people would be some of the only people left in Abraham's family.



JESUS WAS BORN: Many years before Jesus was born, Isaiah said that God had a plan to send someone—the Messiah—to rescue people from sin. The Messiah would be a servant of God. Isaiah said, "God's servant will grow up and look very ordinary."




JESUS' CRUCIFIXION: God's servant Isaiah wrote about Jesus. "We deserve to be punished, but instead of punishing us, God will punish Him! People will think that He is being punished because He had done something wrong, but He will not do anything wrong! God planned this all along. When the servant dies, He will take away people's guilt." Jesus is the Servant who died to save people from sin.

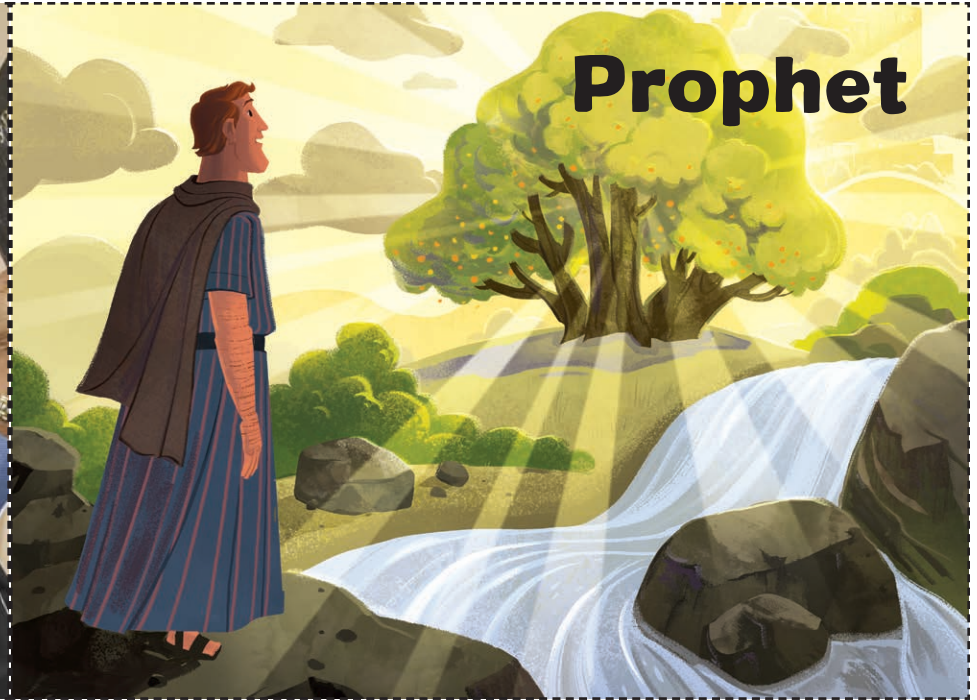


JESUS ASCENDED TO HEAVEN: Isaiah explained that God's servant will not stay dead. God will bring Him back to life! God's good servant will see all the people He saved, and He will be happy. "Then God will give Him a reward," Isaiah said. "God will give Him honor for doing the right thing and for saving people from sin."





Pastor



Prophet

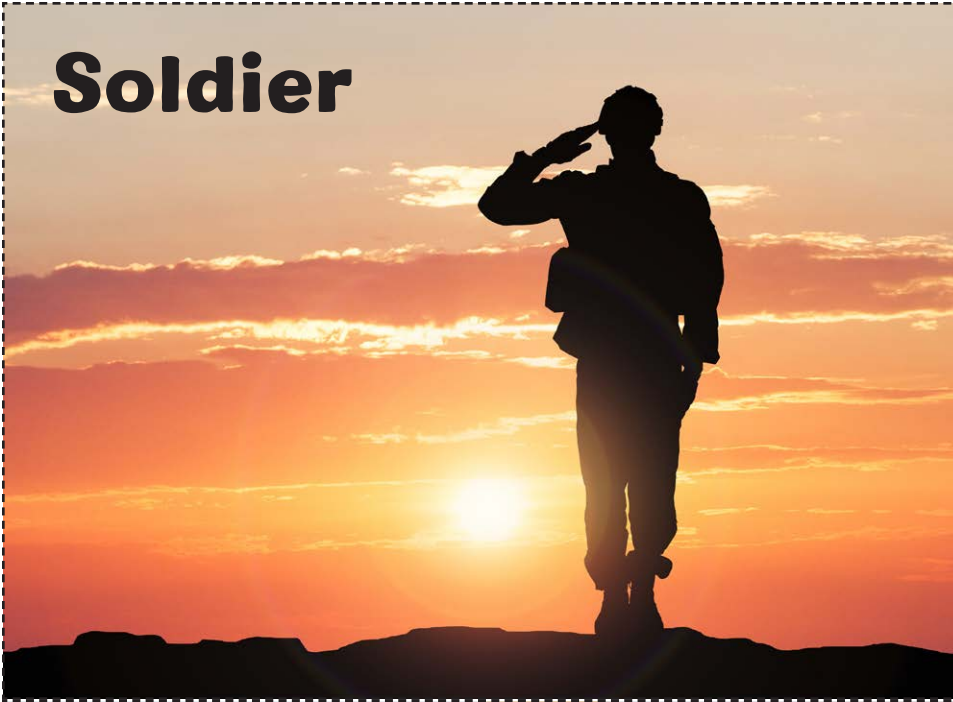


Firefighter



Police Officer

Soldier



Chef




Doctor

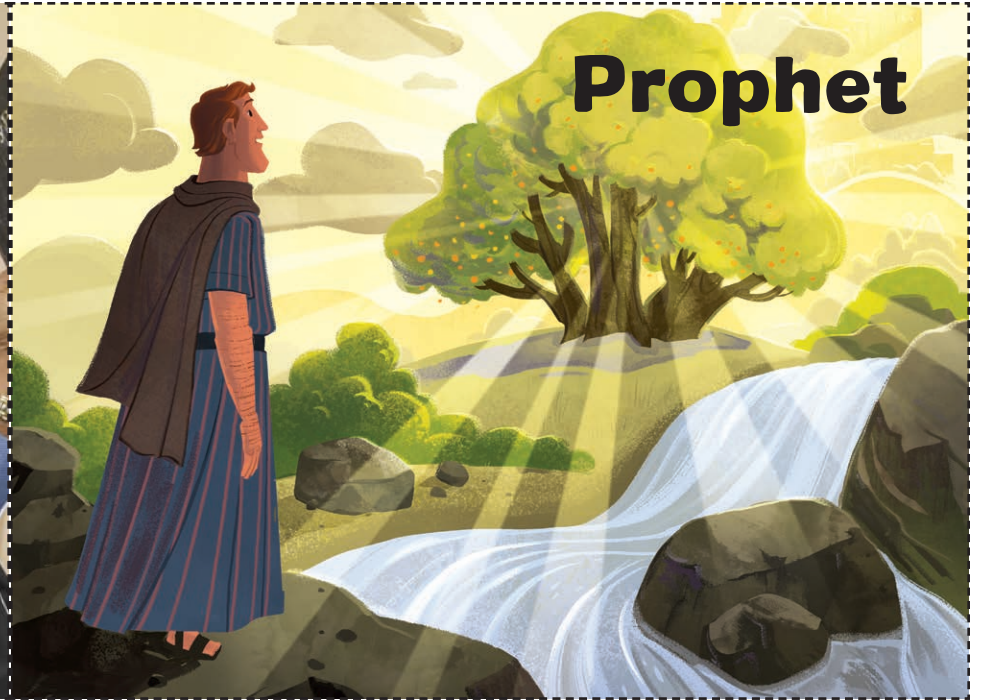


**Airplane
Pilot**





Pastor



Prophet

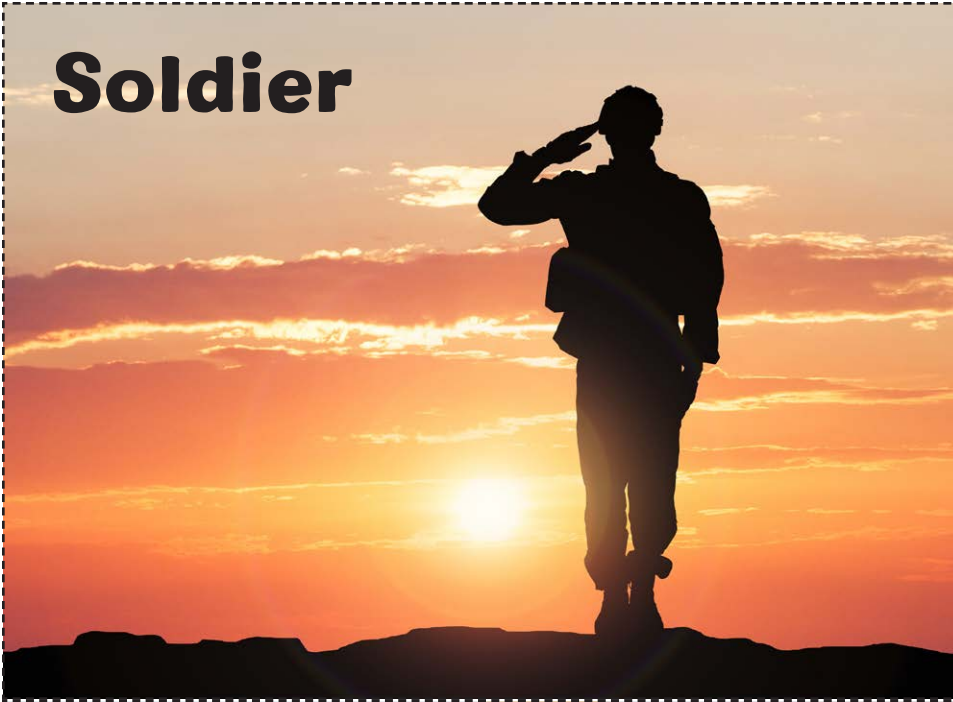


Firefighter



Police Officer

Soldier



Chef




Doctor



**Airplane
Pilot**







I am a champion because of Jesus!

